

MIDSHIP SECTION.

S. S. N° 196 & 198.

SCALE 1/2 INCH = 1 FOOT.

S. S. "Dorpat"

NUMERALS.

LENGTH 324.33.

1/2 BREADTH 20.40

1/2 GIRTH 44.58

DEPTH 27.98

92.96

7.0

85.96 = 1st N°

324.33

27879 = 2nd N°

31447 = EQUIP. N°

with cushion 16 ft.

B.T.L. 7.94

D.T.L. 11.6 TO UPPER DECK

D.P. 16.48 " MIDDLE "

BUILDERS DIMENSIONS.

LENGTH 326.0 " B.P.

BREADTH 41.0 EX.

DEPTH 27.1 1/2 M.L.U.

CLASS. 100 A.1.

THREE DECK

STRINGER PLATE

4.0 " x 1/2 "

BRIDGE BEAMS

5 " x 3 " x 1/2 " ANGLE

EVERY FRAME

DECK 3/16 " IRON.

FORECASTLE SAME.

3 1/2 " x 3 1/2 " x 1/2 "

1-7/20

1-7/20

1-7/20

1-7/20

1-7/20

1-7/20

1-7/20

1-7/20

1-7/20

1-7/20

1-7/20

1-7/20

1-7/20

1-7/20

1-7/20

1-7/20

1-7/20

1-7/20

1-7/20

1-7/20

1-7/20

1-7/20

1-7/20

1-7/20

1-7/20

1-7/20

1-7/20

1-7/20

1-7/20

1-7/20

1-7/20

1-7/20

1-7/20

1-7/20

1-7/20

1-7/20

1-7/20

1-7/20

1-7/20

1-7/20

1-7/20

1-7/20

1-7/20

1-7/20

1-7/20

1-7/20

1-7/20

1-7/20

1-7/20

1-7/20

1-7/20

1-7/20

1-7/20

1-7/20

1-7/20

1-7/20

1-7/20

1-7/20

1-7/20

1-7/20

1-7/20

1-7/20

1-7/20

1-7/20

1-7/20

1-7/20

1-7/20

1-7/20

1-7/20

1-7/20

1-7/20

1-7/20

1-7/20

1-7/20

1-7/20

1-7/20

1-7/20

1-7/20

1-7/20

1-7/20

1-7/20

1-7/20

1-7/20

1-7/20

1-7/20

1-7/20

1-7/20

1-7/20

1-7/20

1-7/20

1-7/20

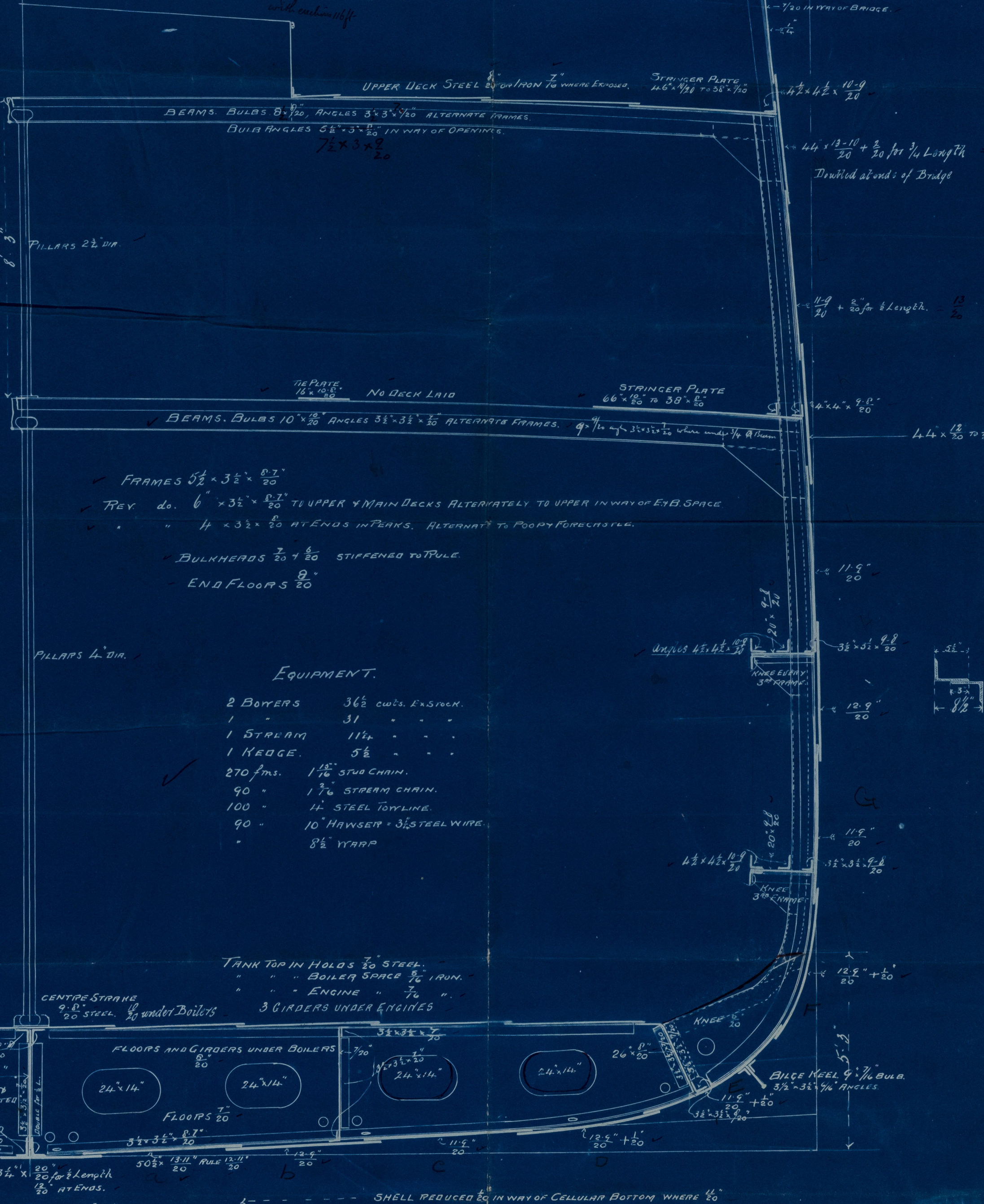
1-7/20

1-7/20

1-7/20

1-7/20

1-7/20



EQUIPMENT.

2 BOWERS 36 1/2 cwt. Ex Stock.

1 " 31 " " "

1 STREAM 11 1/2 " " "

1 KEDGE 5 1/2 " " "

270 fms. 1 1/16" STUB CHAIN.

90 " 1 3/16" STREAM CHAIN.

100 " 1 1/2" STEEL TOWLINE.

90 " 10" HAWSEIR = 3 1/2" STEEL WIRE.

" 8 1/2" WARP

TANK TOP IN HOLDS 3/20 STEEL.

" " " BOILER SPACE 5/16 IRON.

" " " ENGINE " 7/16 "

3 GIRDERS UNDER ENGINES

CENTRE STRAKE

9.0 " x 20 " STEEL. 10 " under Boilers

FLOORS AND GIRDERS UNDER BOILERS

24 " x 14 "

24 " x 14 "

24 " x 14 "

24 " x 14 "

24 " x 14 "

24 " x 14 "

24 " x 14 "

24 " x 14 "

24 " x 14 "

24 " x 14 "

24 " x 14 "

24 " x 14 "

24 " x 14 "

24 " x 14 "

24 " x 14 "

24 " x 14 "

24 " x 14 "

24 " x 14 "

24 " x 14 "

24 " x 14 "

24 " x 14 "

STEM POST 11 " x 6 "

STEM 10 1/2 " x 2 3/4 "

RUDDER HEAD 8 1/2 "

" KEEL 4 1/2 "

BUTTS OF SHELL TREBLE RIVETED OVERLAP ALL FORE & AFT.

Note: All parts of Bottom under Boilers to be increased as per

Tables 5 & 6.

1st MARCH 1894

N° 23


22-3



Lloyd's Register Foundation


NWCC40-0079

C. J. Grant & Hunter
No 196 & 198
Midship Section
hwc. 31257




NWC840-0079

NWC840-0079

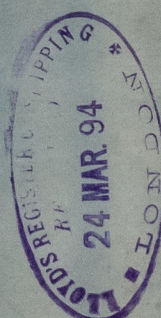


Shue. Fuel and
refuel No 31152.

"Dagale"



Section
196 and 198



© 2021

Lloyd's Register
Foundation