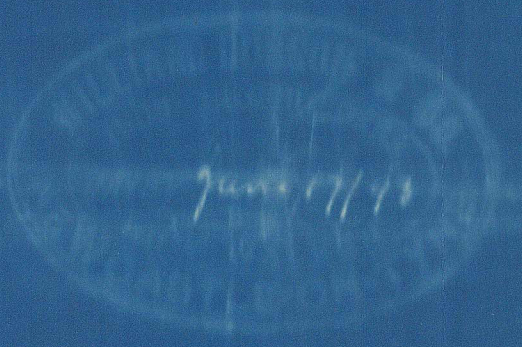



226.93



MIDSHIP SECTION
S. B. No 60, Class 100
SCALE 1" = 1 FOOT
CLASS 100 A1 SPAR DECK



1. Girth 21.07
2. Beam 21.75
3. Depth 81.78
4. 34.316
5. 49.648
6. 81.78
7. 11.831
8. 33.111
9. 245.34
10. 184.06748


$\frac{L}{D} = 15.77$ to Main Deck
 $\frac{L}{B} = 7.84$

Equipment 11" - 35392
1. Main 11" Girth by Block
2. 11" 81.5
3. 11" 81.5
4. 11" 81.5
5. 11" 81.5
6. 11" 81.5
7. 11" 81.5
8. 11" 81.5
9. 11" 81.5
10. 11" 81.5
11. 11" 81.5
12. 11" 81.5
13. 11" 81.5
14. 11" 81.5
15. 11" 81.5
16. 11" 81.5
17. 11" 81.5
18. 11" 81.5
19. 11" 81.5
20. 11" 81.5
21. 11" 81.5
22. 11" 81.5
23. 11" 81.5
24. 11" 81.5
25. 11" 81.5
26. 11" 81.5
27. 11" 81.5
28. 11" 81.5
29. 11" 81.5
30. 11" 81.5
31. 11" 81.5
32. 11" 81.5
33. 11" 81.5
34. 11" 81.5
35. 11" 81.5
36. 11" 81.5
37. 11" 81.5
38. 11" 81.5
39. 11" 81.5
40. 11" 81.5
41. 11" 81.5
42. 11" 81.5
43. 11" 81.5
44. 11" 81.5
45. 11" 81.5
46. 11" 81.5
47. 11" 81.5
48. 11" 81.5
49. 11" 81.5
50. 11" 81.5
51. 11" 81.5
52. 11" 81.5
53. 11" 81.5
54. 11" 81.5
55. 11" 81.5
56. 11" 81.5
57. 11" 81.5
58. 11" 81.5
59. 11" 81.5
60. 11" 81.5
61. 11" 81.5
62. 11" 81.5
63. 11" 81.5
64. 11" 81.5
65. 11" 81.5
66. 11" 81.5
67. 11" 81.5
68. 11" 81.5
69. 11" 81.5
70. 11" 81.5
71. 11" 81.5
72. 11" 81.5
73. 11" 81.5
74. 11" 81.5
75. 11" 81.5
76. 11" 81.5
77. 11" 81.5
78. 11" 81.5
79. 11" 81.5
80. 11" 81.5
81. 11" 81.5
82. 11" 81.5
83. 11" 81.5
84. 11" 81.5
85. 11" 81.5
86. 11" 81.5
87. 11" 81.5
88. 11" 81.5
89. 11" 81.5
90. 11" 81.5
91. 11" 81.5
92. 11" 81.5
93. 11" 81.5
94. 11" 81.5
95. 11" 81.5
96. 11" 81.5
97. 11" 81.5
98. 11" 81.5
99. 11" 81.5
100. 11" 81.5

1. Girth 21.07
2. Beam 21.75
3. Depth 81.78
4. 34.316
5. 49.648
6. 81.78
7. 11.831
8. 33.111
9. 245.34
10. 184.06748

Equipment 11" - 35392

Reverses Frames 31" to 36" to go to 6" between above Main Deck & 6" Spar Deck Alternately. All 6" spar Deck stays after Main Deck and in way of spar Deck Alternately Reverses Frames to go to 6" Deck Deck. Spaced in 3' 7 1/2" Space from edge of large deck as per profile. Bulkheads 10" to 12" Stem Post 11" to 6" Rudder Head 11" to 6" Rudder Head.



All the Bulk strips all feet up including those of the upper T Main Deck Stainer Plates are to be double riveted with the back row of rivets spaced 5 to 5 1/2 inch apart and to be 1/2 inch thicker than plates they connect for 1/4 inch and 3/8 inch at ends. Double Bulk strips to the upper Deck stringer for 1/2 inch and 3/8 inch at ends.

Shell Plating in way of Double Bottom apart. Keel plate to be riveted to base of shell.

21.101

Sts Republica
Argentina

55
10.75

11 12.5
10.75



© 2021

Lloyd's Register
Foundation

NW835-0139