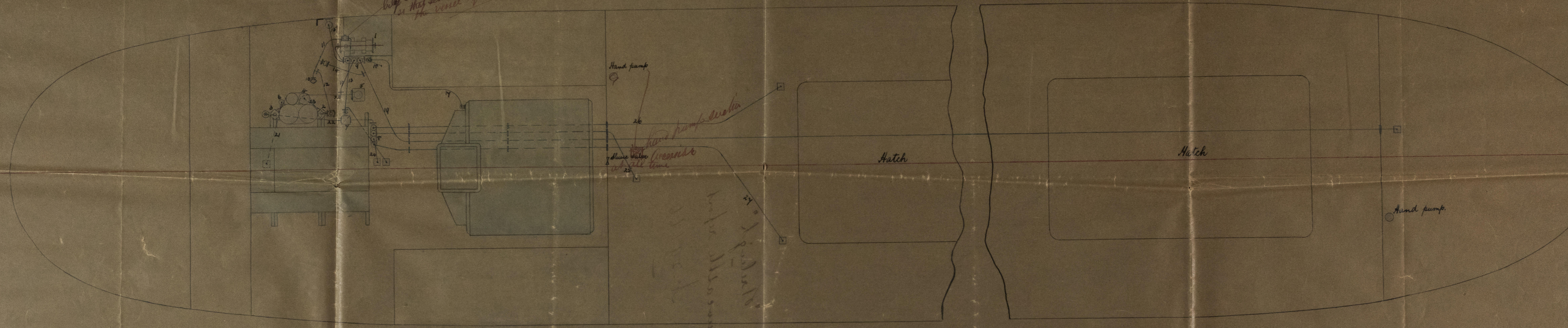


93.
1:11

28 DEC 1893

Bilge suction corks be made and arranged so that sea water cannot be run into the vessel by mistake



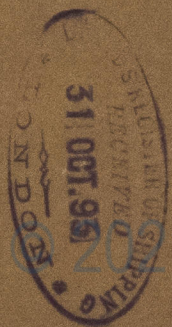

W.A.
31-10-93

Arrangement of Bilge Pipes, etc.
for Messrs J. P. Renoldson & Sons
No 155 S.S.
1/2" Scale

1	Monkey Pump	
2	Hand Pump	
3	Bilge Pump	
4	Hatchwell	
5	Main Sea Injection valve	
6	Bilge Injection valve	
7	Bilge valve box	
8	Monkey discharge valve box	
9	Sea cock	
10	Suction from sea	Copper 1 1/2"
11	Hatchwell	" 1 1/2"
12	Centre Bilge	Copper 2"
13	Fore Tank	Lead 2"
14	discharge overboard	Copper 1 1/2"
15	to condenser	" 1 1/2"
16	to boiler	" 1 1/2"
17	on deck	" 1 1/2"
18	to Fore Tank	Copper 2"
19	Main Sea Injection Pipe	Copper 4"
20	Bilge Injection Pipe	Lead 3"
21	Bilge Pump suction from all bilges	Copper 2"
22	Bilge Pump suction from Hatchwell	" 2"
23	Suction Pipe from Centre Bilge	Lead 2"
24	in Fore Hold	" 2"
25	Port	" 2"
26	Starboard	" 2"

90/10/19th

"Strleigh"
Kewcastle report
No 29666



Strleigh
Kewcastle 29666



Lloyd's Register
Foundation