

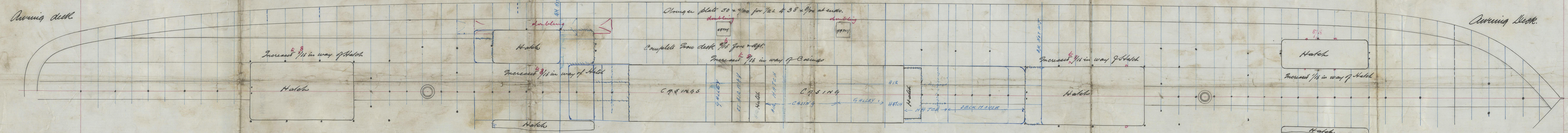



Longitudinal Section
339.9" x 48.0" x 36.9" to Artery Dk.
Scale 1/8" = 1' to Close 100 ft. Artery Dk.
Note: ~~See~~ ^{add} Cross at all thicknesses. to check a tank top. *will be noted on a few Rls.*
~~The same size as frame.~~ *with 100 notes & each 100 ft.*

26/11/91.


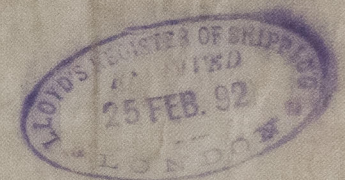


RM
20/11/91

half beams every frame
in way of openings in lower st.



Series 312
Port Melbourne
Twelveport 27/9/5



NWC828 0152



© 2021
Lloyd's Register
Foundation