

23.7.91

162

162
163 1/2

DIMENSIONS

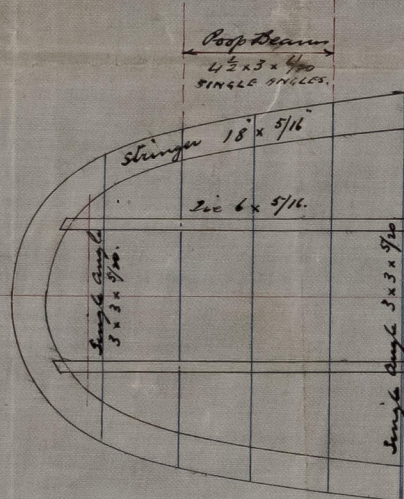
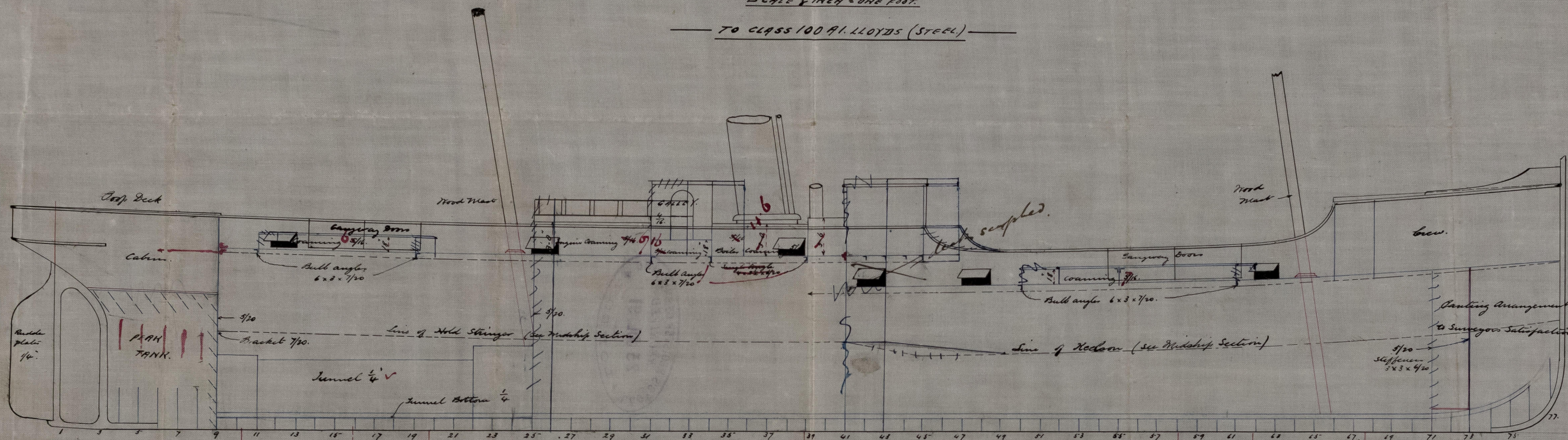
LENGTH BET PERPS --- 135'-0"

BREADTH MOULDED --- 23'-6"

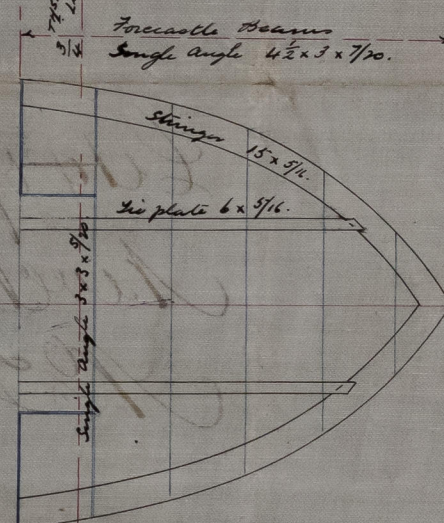
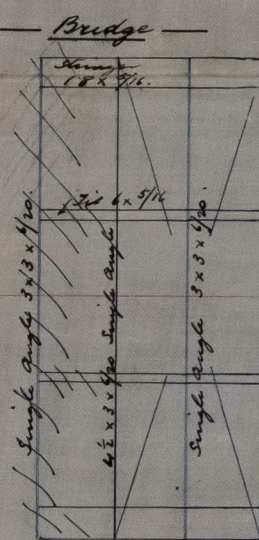
DEPTH --- 12'-3"

SCALE 1 INCH = ONE FOOT


TO CLASS 100 91. LLOYDS (STEEL)



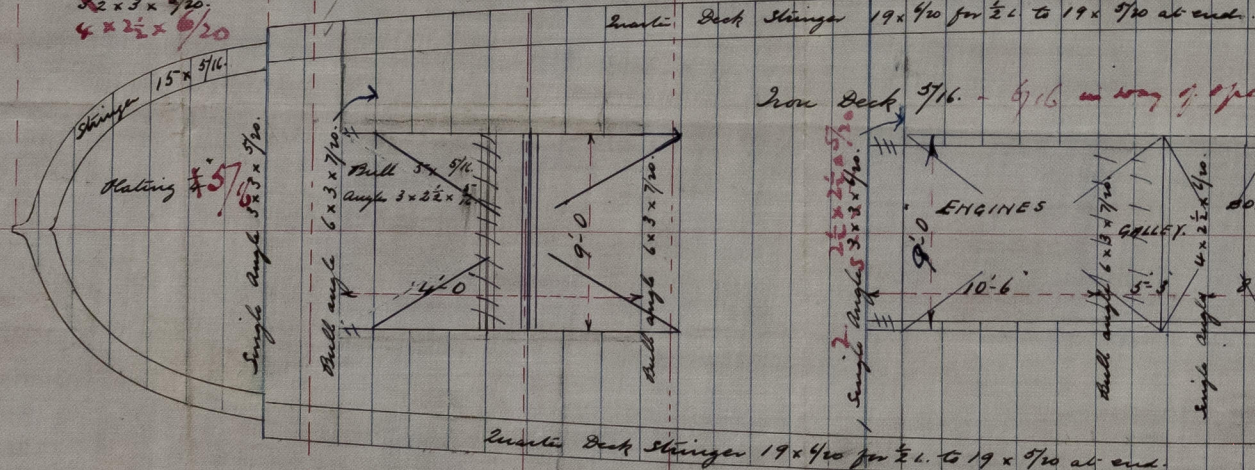
NOTE: STEEL SCANTLING FIGURED IN 20 TONS.
IRON DO 20 16 TONS



Deck Beam 4' x 3' x 5/16\"/>




After hatch
Main angle in web of beam
one at each end
+ one in center
Deck beam 4' x 2 1/2' x 5/16\"/>



Main Deck Beam 4' x 2 1/2' x 5/16\"/>

Main Deck Stinger 19' x 5/16\"/>



NOTE: - Alterations in blue show ship as built

23/7/91



© 2021

Lloyd's Register Foundation

NW 624-0040



Schlesinger Davis & Co

S/s No 162

Profile Plan.

City of Liege
Noc. 26773

1878



© 2021

Lloyd's Register
Foundation