
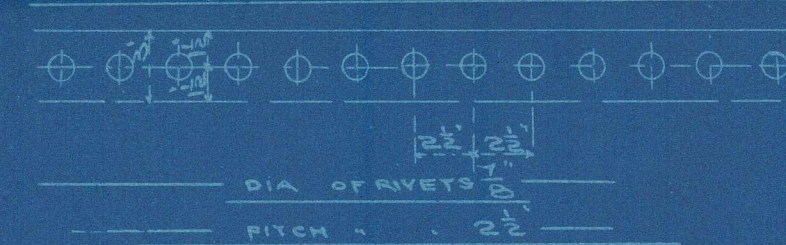


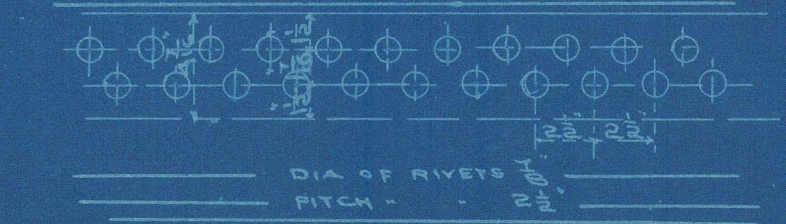
RIVETING FOR FRONT OF BOILERS




RIVETING FOR FURNACE MOUTH & COMB CHAMBER



RIVETING FOR BACK OF FURNACES




RIVETING FOR FURNACE BUTT STRAP



ALL PLATES OF STEEL

RIVETS

SHELL RIVETING



CENTRE

LINE

OF BOILER

STAYS

EXPANDED VIEW OF STAYS LOOKING ON VIEW

COMB CHAMBERS MARKED

EXPANDED VIEW OF STAYS LOOKING ON

SHELL B COURSE

WORKING PRESSURE 150 LBS. PER SQ. INCH

TEST 200 300 400

B COURSE

20" STEEL STAYS 1/4" DIA. AREA AT BOT. OF THREAD

6'-0 1/2" BETWEEN TUBE PLATES

6'-0 1/2" BETWEEN TUBE PLATES

PLAIN TUBES 3 1/2" O.D. SWELLED 1/4" AT ONE END
STAY TUBES 3" O.D. SWELLED 1/4" AT ONE END
1/4" THICK SCREWED WITH A CONTINUOUS
THREAD AREA AT BOTH ENDS

1/4" STEEL STAYS

BUTT STRAP 6" X 3/8"

TO DOUBLE RIVETED

TO DOUBLE RIVETED

HALF SECTION THRO' COURSE A

LOOKING FORWARD

HALF SECTION THRO' COURSE B

SIGHT HOLES IN

END

MAN HOLES IN

END

WIGG & RICHARDSON & CO.
MARINE ENGINEERS
NEWCASTLE-UPON-TYNE
ENGLAND
Nov 23rd 1904

MAIN BOILERS No 235

scale 1/4" = 1 foot

PLWCB10-002




Foundation

W/Bo 235-
G.P. 150 lb

28 2943
Lloyd's test
300 lb
13. 8. 89

"Bunjarce"



NWC Report No 23304
NWC810-0258



© 2021

Lloyd's Register
Foundation