




DR N° 14410

BOILERS

RIGHT, LEFT

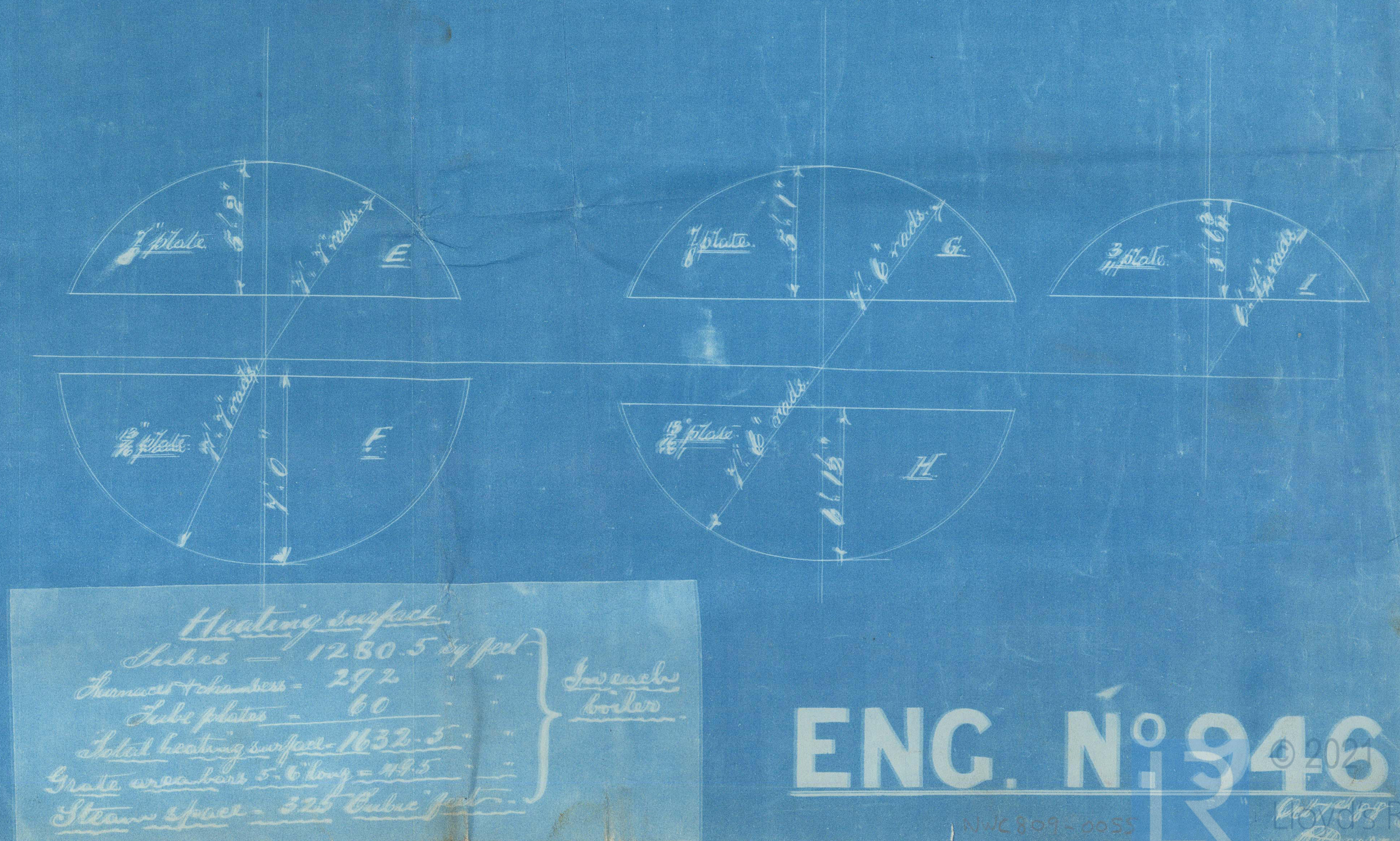
Shell plate 1/2" thick.

Working pressure 160 lbs per sq. in.
 Note: All plates rivets and all stays are of steel. Tubes and
 I bars under chambers are of wrought iron.
 All holes to be drilled and then to be drilled
 after bending.



List of Plates.

Mark No.	Length	Breadth	Height	Position
A 2	20' 10"	5' 0 1/2"	1 1/2"	Front course top.
B 2	22' 10"	5' 0 1/2"	1 1/2"	Bottom.
C 2	20' 6 1/2"	5' 0 1/2"	1 1/2"	Back course top.
D 2	22' 6 1/2"	5' 0 1/2"	1 1/2"	Bottom.
E 2	So Shell	E	8'	Top of front.
F 2	"	F	8'	Bottom.
G 2	"	G	8'	Top of back.
H 2	"	H	8'	Bottom.
I 4	"	I	2'	Revolving plates.
J 2	15' 3 1/2"	4' 0 1/2"	1'	Front tube plate.
K 2	15' 1"	4' 10 1/2"	1'	Middle of back.
L 2	6' 8"	3' 9 1/2"	1'	Back tube plate.
M 4	6' 2"	5' 0"	1'	Traps.
N 8	1' 6"	5' 0 1/2"	1'	Inside butt strap.
O 8	1' 6"	5' 0 1/2"	1'	Outside.
P 2	11' 2"	4' 10"	1'	Front of middle chamber.
Q 4	9' 7 1/2"	5' 2"	1'	" " " " " " " "
R 4	10' 4 1/2"	2' 6 1/2"	1'	Sides of middle.
S 8	8' 1 1/2"	2' 6 1/2"	1'	" " " " " " " "
T 4	2' 5 1/2"	1' 10 1/2"	1'	Revolving plate.
U 4	2' 10"	2' 1"	1'	Main body compensation.
V 4	3' 2 1/2"	10 1/2"	1'	Revolving plate.
W 9	4' 3"	2' 11"	1'	Guards.



ENG. N° 946

Unmended knowing
12.10.88

Sign of Hunters 140
946

N^o 2893
Lloyd's test
320ll
25/6/89
R J N

Argway 88

vac report N^o 23137



© 2021

Lloyd's Register
Foundation

NWC899-0055