

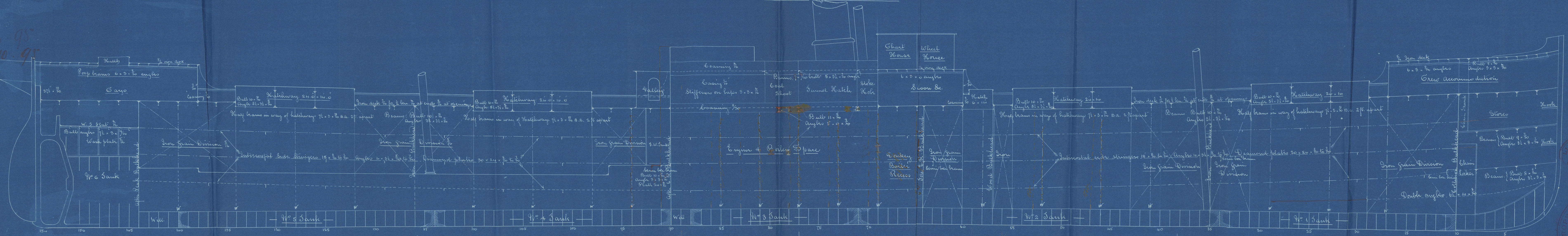
14.6.95
19.10.95

ELEVATION

DIMENSIONS 310' x 44' x 23' 0" M.T.

SCALE 1/8 INCH TO A FOOT

30 tons 100 H.P. 2 Deck rule.



3/4

1/2




1/2

3/4

N^o 315



MD8753-0263



Profile
Popner Hons

No 315

Renumbered 317

S.S. Kinglor

Intro Report No 1414

9 12 4 1
11 5 0
11 5 0
11 5 0
11 5 0
11 5 0
11 5 0
11 5 0
11 5 0
11 5 0

HD8753-0263



© 2020

Lloyd's Register
Foundation