

J. Lean & Co
Boiler No. 115-
120 lbs



LTH566-0062

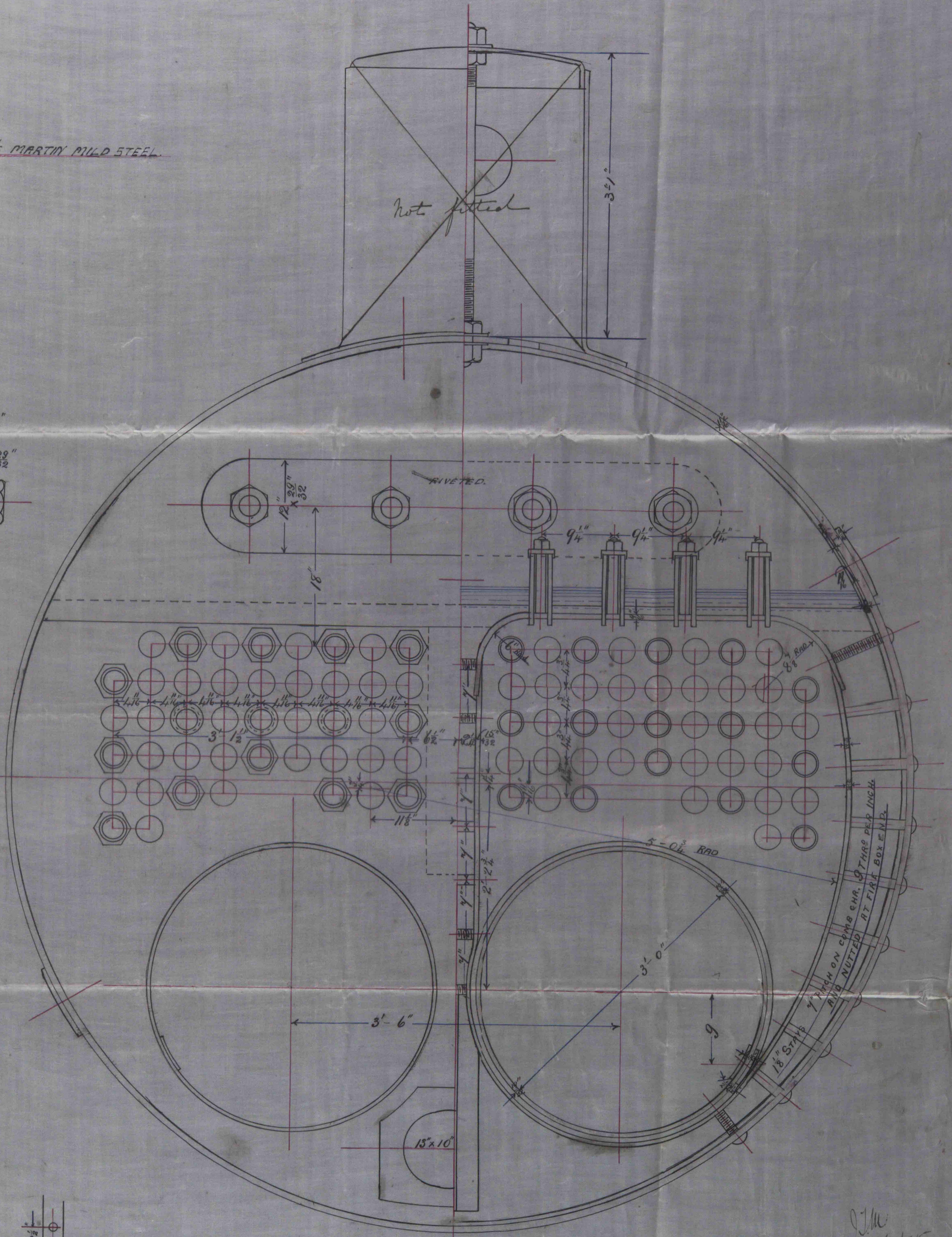
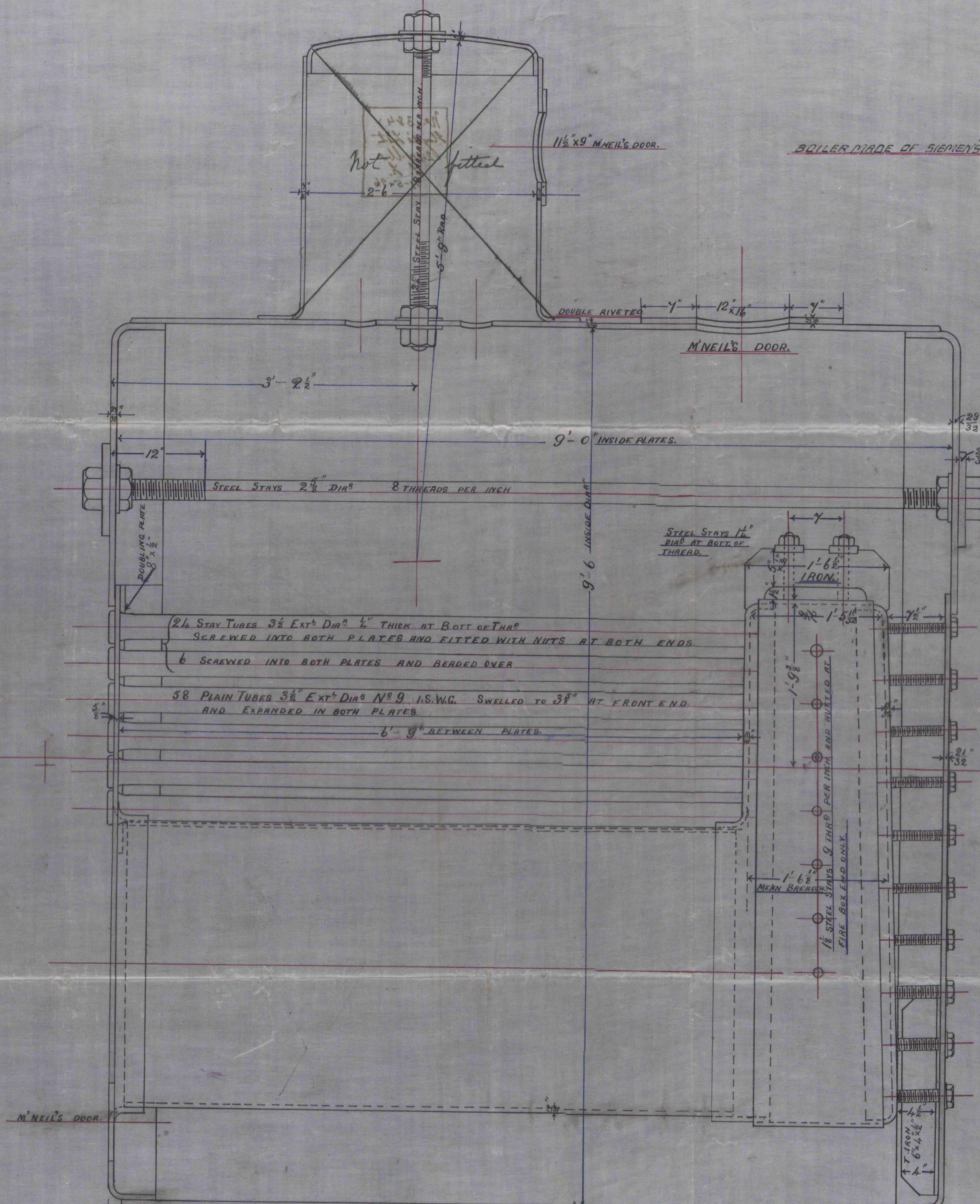
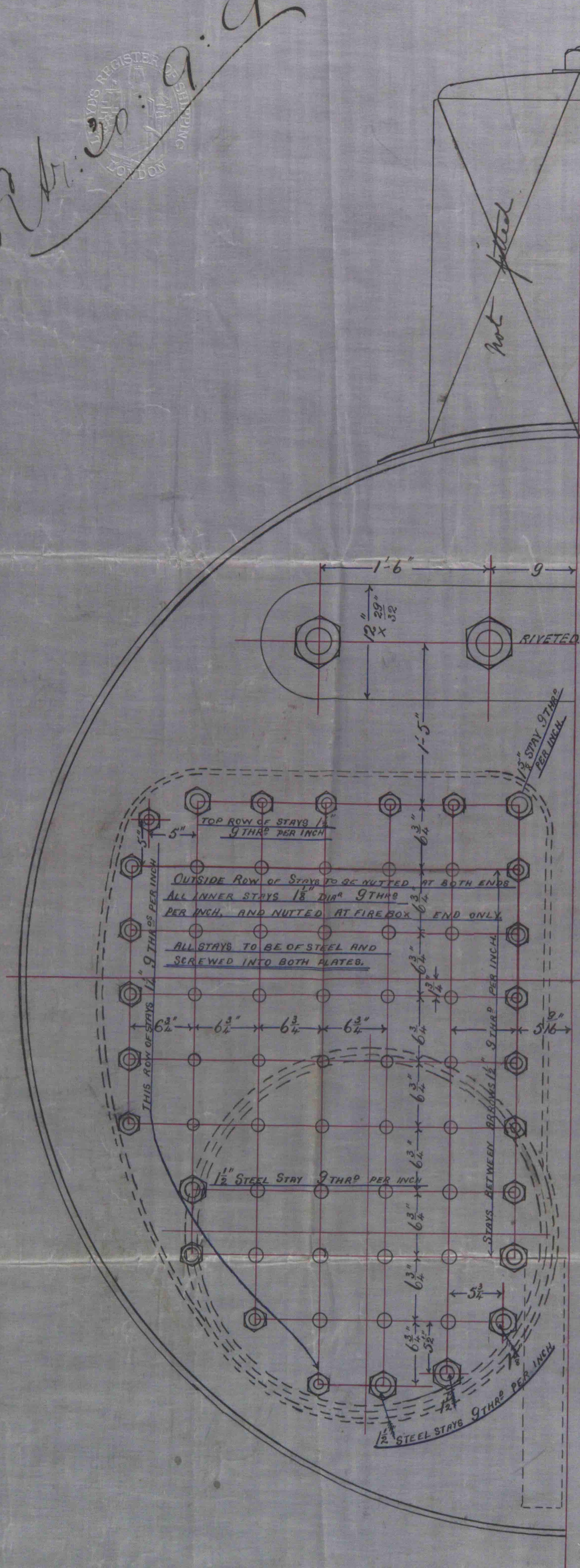
No. 384
Hoyd's List
240 lbs
L. H.
4-5-96



© 2019

Lloyd's Register
Foundation

120 lbs
Baited Nov 11-12
J. Gray & Co



LONGITUDINAL AND CIRCUMFERENTIAL
SEAMS ON BOILER SHELL.
RIVETS $\frac{13}{16}$ " DIA.

ALL HOLES DRILLED.
ALL STEEL RIVETS.

Inside butt straps $\frac{11}{16}$.

CROSS SEAMS ON BOILER ENDS.
 $\frac{3}{8}$ RIVETS.

SEAM RIVETING
STEAM DOME TO SHELL.
 $\frac{3}{16}$ " RIVETS. $2\frac{3}{4}$ " PITCH.

LONGITUDINAL AND
CIRCUMFERENTIAL
SEAMS ON FURNACE
SHELL.

ALL OTHER SEAMS $1\frac{3}{4}$ " RIVETS.

$2\frac{1}{2} \times 2\frac{1}{2}$ "

VERTICAL SEAM ON DOME

$5\frac{1}{4}$ " RIVETS.

CYLINDERS 14" AND 29"
CRANK SHAFT 5 $\frac{3}{8}$ " DIA^s
VALVE ETC ETC. 106.

WABBE BOYLER HAS
FOR SCREW FISHING LINER

WORKING PRESSURE: 120 LBS.

Fire Bar = 30 Vg. Ft.

Heating Surface = 660 sq. ft.

96/9/95