


S. S. "Saturnus"

Lth. Report. N<sup>o</sup> 7221




"Saturnus" P. P.

Lth. Report. N<sup>o</sup> 7221



Pumping Arrangement

2.5.184



Lth. Report. N<sup>o</sup> 7221



© 2019

Lloyd's Register  
Foundation

LTH 563-0072



Hand-drawn longitudinal section of a submarine, showing internal compartments and structural details. The drawing is divided into several sections: a bow section on the left, a main hull section, and a stern section on the right. Key components labeled include 'Cargo' (top), 'Tunnel' (middle), 'ENGINES' (lower middle), 'BOILER' (lower middle), and 'CARGO' (top right). The hull is divided into 'Water Ballast' sections. A 'Donkey Boiler' is shown in the stern section. The drawing includes a scale in feet (0 to 100) along the bottom. A note on the right side reads 'Fitted to carry Fresh water'. The drawing is dated '1917' and signed 'J. H. M.'


Fitted  
to carry  
Fresh water

9. 9. "Saturnus"

Lith. Report. N<sup>o</sup> 7221.

## PUMPING ARRANGEMENT

— S.S. № 84 —



© 2019

24<sup>th</sup> Feb. 93. - H.V.

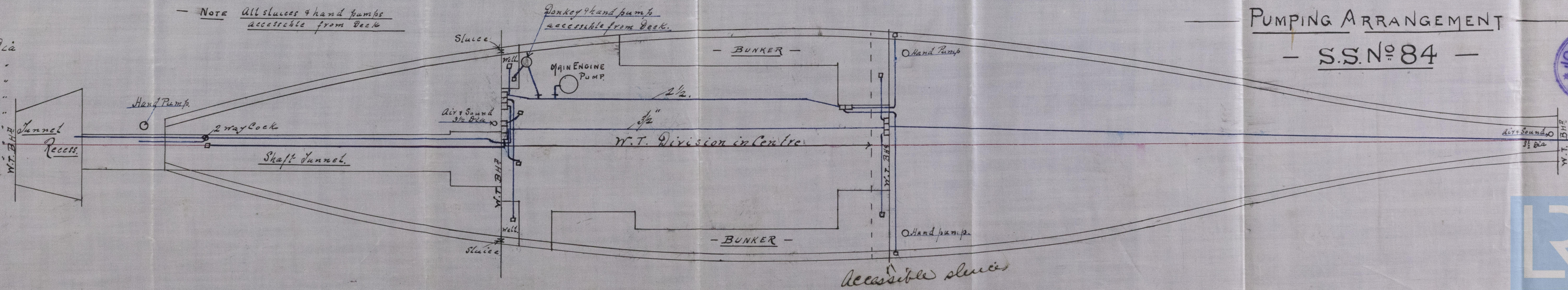
Lloyd's Register  
Foundation

— LIST OF PIPES. —

After Ballast Tank Suction Filling	2 1/2	Dis
Tunnel	"	2 1/2 "
After Hold	"	2 1/2 "
Engine Room	"	2 1/2 "
" " Ring	"	2 "
Fore Tank	"	2 1/2 "
" Peak Tank	"	2 1/2 "
Fore Hold Ring	"	2 "
Bulge Inspection	4 1/2	"

— NOTE All sluices & hand pumps  
accessible from Deck

Donkey & hand pumps  
accessible from Deck.



accessible sluces

LT# 563-0072