



— VIEW FROM FRONT —




— P.S. N^o 225-6 —
— PROPOSED SKETCH OF RUDDER AND FRAME —
— Scale 1/4" = 1 Foot —

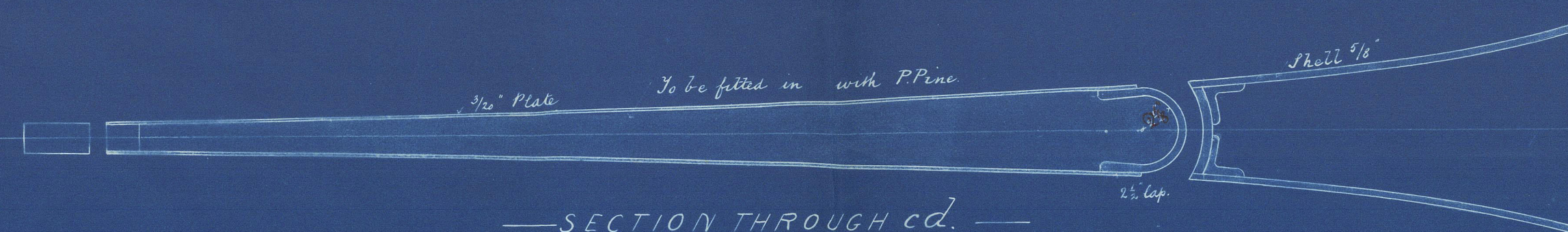
— SECTION THROUGH CENTRE OF SPINDLE —




— PLAN ON TOP-PLATE OF RUDDER —



— SECTION THROUGH cd. —




— SECTION THROUGH ef. —




— PLAN ON BOTTOM OF FRAME —



— SECTION AT ab —



— SECTION AT 38 FRAME —



Rudder

LON724-0022



© 2021
Lloyd's Register
Foundation