

# MIDSHIP SECTION

## Nº 151

SCALE  $\frac{1}{2}$  IN = 1 FOOT

Length as per Rule ..... 312'0"  
 Breadth, moulded ..... 45'10"  
 Depth, moulded ..... 27'6"

### Scallings of Poop, Midship House and Forecastle

#### Side plating to 7/8" Poop

#### Beams: Poop and Midship

House beams of 8 x 20 butt and double angles 3 x 3 x 20 or equal section

Forecastle beams of 9 x 20 butt and double angles 3 1/2 x 3 x 20 or equal section

#### Stringers: Poop and Mid

Ship House stringers to be 5 1/2 x 20, the ends of the Poop stringer to be 30 x 20 Forecastle stringers to be 30 x 20 for whole length

See Poop, midship house and Forecastle the plates to be 13 x 20

30 x 20 - 7/8" in way of Poop, midship house and Forecastle

36" x 7/8" - 7/8" in way of Poop, midship house and Forecastle

increased at ends of bridge and strengthened to surveyor's satisfaction

Shut stringer to be thicker than rule for 1/2 length 44" x 1 1/2" for 1/2 length ends 1 1/2" aft and 1 1/2" forward

54" x 1 1/2" for 1/2 length ends 7/8" aft

#### Butt straps

The whole of the butt straps of the shell plating all fore and aft are to be triple riveted with the back row of rivets spaced 5 to 6" apart and to be 7/8" of an inch thicker than the plates they connect for 1/2 length amidships and 9/8" of an inch thicker than the plates they connect at the ends. The butt straps of the shut stringer to be placed outside

The butts of the main deck stringer plates are to be lapped and double riveted all fore and aft with three full rows of rivets

The butts of the lower deck stringer plates are to be lapped and double riveted all fore and aft

The butts of all the plates are to be lapped and double riveted all fore and aft

The butts of the iron deck are to be lapped and double riveted for half length, the remainder to be lapped and single riveted

#### Riveting

The rivets in the butt straps of the outside plating and upper deck stringer plates to be spaced not more than 3 1/2" apart C. to C. except in the back rows where they may be 5 to 5 1/2" apart C. to C.

46" x 9/8" for 1/2 length ends 7/8" aft


54" x 1 1/2" for 1/2 length ends 7/8" aft

46" x 9/8" for 1/2 length ends 7/8" aft

54" x 1 1/2" for 1/2 length ends 7/8" aft

46" x 9/8" for 1/2 length ends 7/8" aft

54" x 1 1/2" for 1/2 length ends 7/8" aft



Dimensions	
Depth of hold	25.2
Ceiling	3
Floor - 7" deeper than Rule	3.0
Lloyd's Depth	28.5
Cambr	11
Moulded Depth = C.H.	27.6

Lloyd's Bureau	
1/2 Deck	45.55
3/4 Breadth	33.916
Depth	28.416
	96.885
Length	312
	193764
	96885
	300646
	15 302271 84
	2010145
	3224329

Length of midship house	40.0
Forecastle	34.0
Poop to Bulkhead	26.0
Total length of sections	100.0

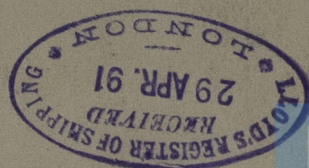



"Osborne"

LIVERPOOL:

Report No. 38291

LIV 590-0167



© 2020

Lloyd's Register  
Foundation