



Plan of proposed Engine Seating S.S. Lake Superior
Scale 1/2" = one foot.



Note
 New fore & aft girders shown in blue
 Present cross girders shown in black

Lake Superior


LIV 590-0048

LPL 37027

Handwritten notes and a signature, possibly "L. J. ...", are visible across the top of the page.

Scale 1/2" = 10'

Top of Lake Superior



© 2020

Lloyd's Register
Foundation