


(S.S.) "Severn" Lloyd Report N<sup>o</sup> 29378  
 Midship Section of New S.S. No 45 14/6/83  
 Scale 1/2" = 1 foot

Dimensions 145.0' x 22.0' x 10.7' depth of hold clear



Transverse 4 x 6 x 7/16  
 Set on end  
 Beam frames 3 x 3 x 7/16 for 3/5 length }  
 3 x 3 x 7/16 Ends } Spaced 2' apart

Reinforce for 90 ft amidships 3 x 2 1/2 x 7/16  
 Remains 2 1/2 x 2 1/2 x 7/16 To Bldgs & Gunwales }  
 alternately

In Engine & Boiler Space double from Bldgs to Bldgs

Beams (angle iron) 4 x 2 1/2 x 7/16  
 at Ends of Hatchways 5 1/2 x 3 x 7/16

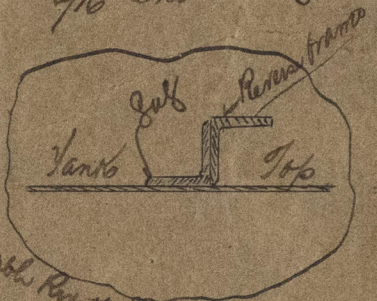
Shut 10/16 for 3/4 }  
 8/16 Ends }  
 Bulbheads 1/16 cheater }  
 for 1/2 length }

Double Riveted

7/16 for 1/2 length }  
 6/16 Ends }

Single Riveted


7/16 for 1/2 length }  
 6/16 Ends }



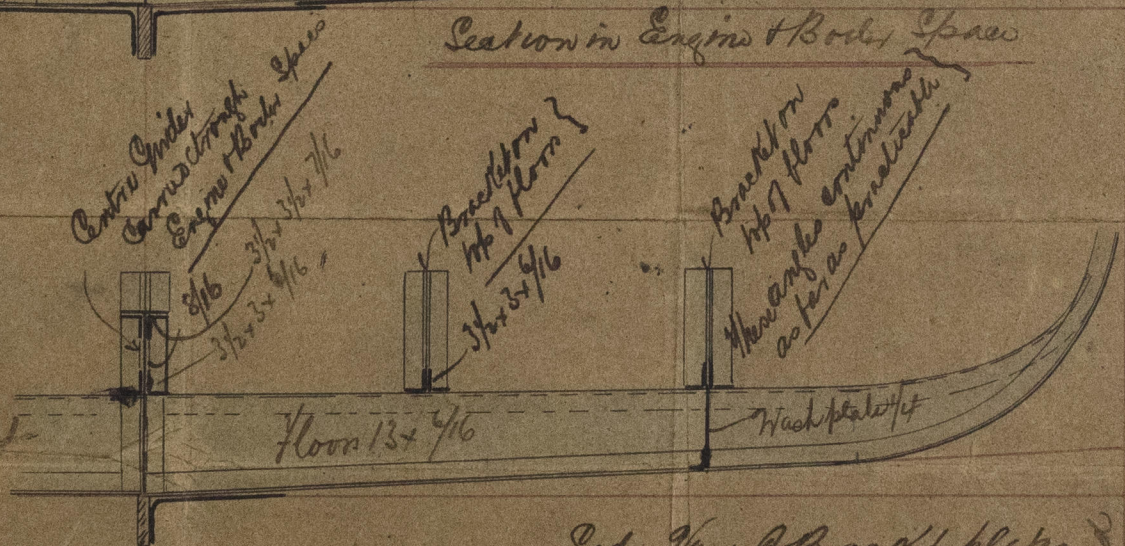
Double Riveted

8/16 for 1/2 length }  
 6/16 to 3/4 }  
 6/16 Ends }  
 Bulbheads 1/16 cheater }  
 for 1/2 length }

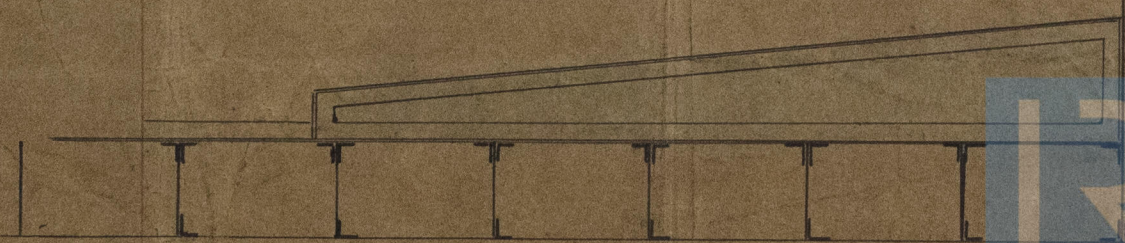
Section on Intermediate frames



Section in Engine & Boiler Space



Side View of Bracket plates  
 on top of floor  
 Engine & Boiler Space



12/6/83

N<sup>o</sup> 2

14/6/83

Section



© 2021

Lloyd's Register  
 Foundation

LN581-0024