31/1/76

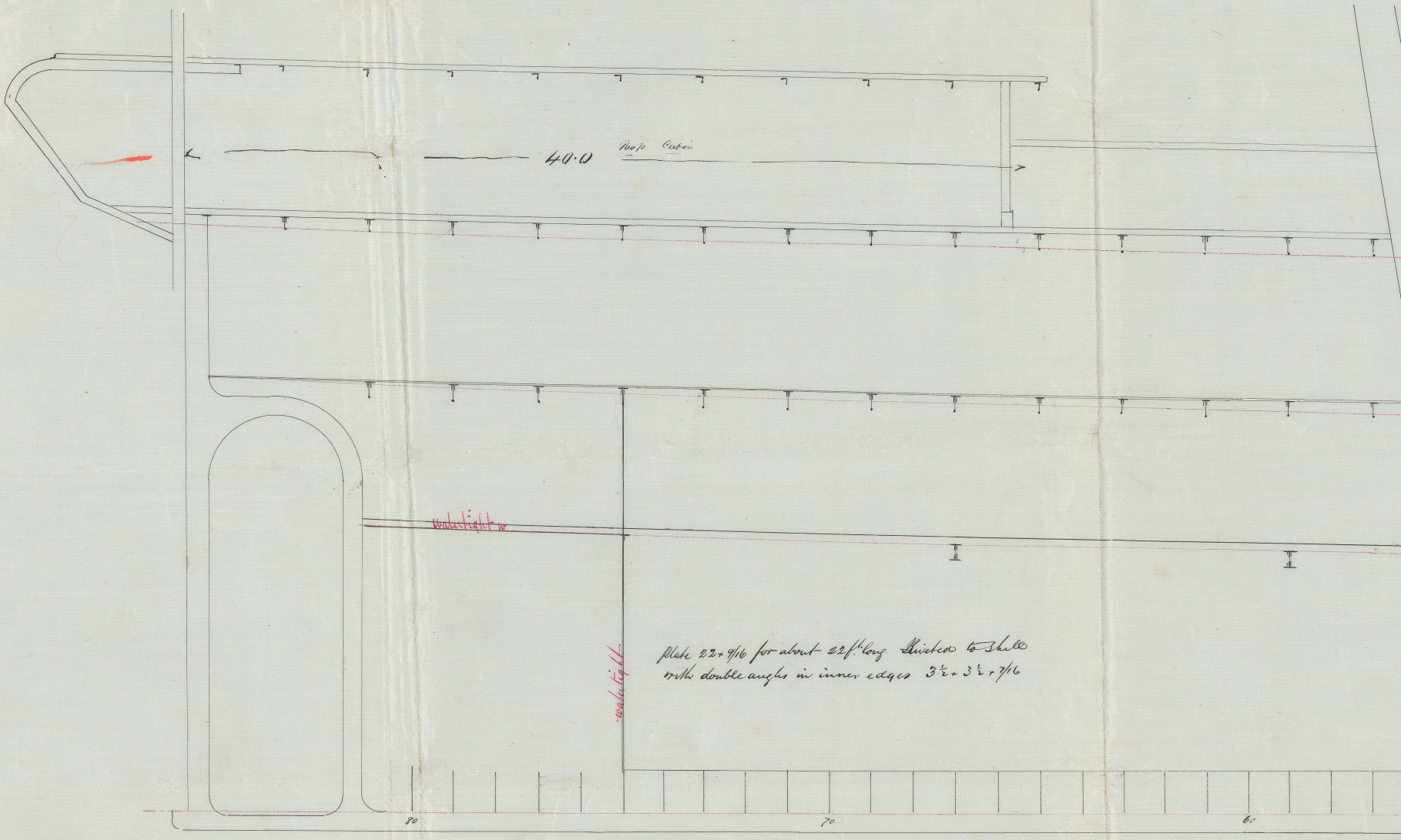
40.0
Poop Cabin
Watertight
Watertight
80
70
60

Plate 22 × 9/16 for about 22ft long Riveted to Shell
with double angles in inner edges 3½ × 3½ × 7/16


Bulworks of iron
after Hatch Shifting beam
14.0 ft
Skylight - iron combings 6ft. high
Engine hatch 20ft. tie plates doubled as per rule
with web plate
plate fore & after 10 + 9/16
plate fore & after 12 + 10/16
Engines
Watertight
Watertight Bulkhead
Section of Hold Stringer
in Engine Room
web plate
web plate
50
40
30
20
27
23

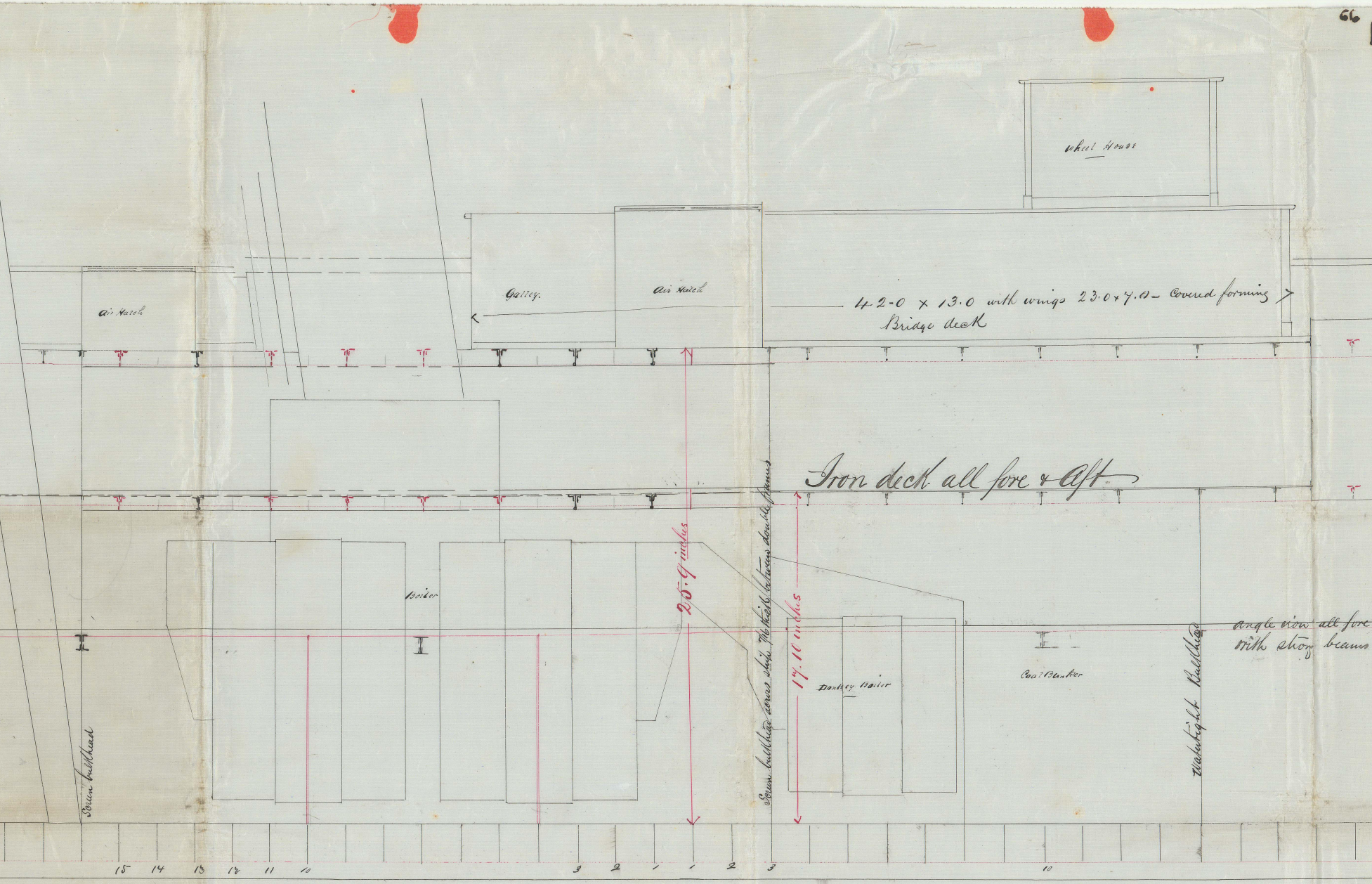
Wheel House
Galley
Air Hatch
Air Hatch
4-2-0 × 13.0 with wings 23.0×7.0 — Covered forming
Bridge deck
Iron deck all fore & aft
Boiler
25.9 inches
Screen bulkhead across ship 7/16 thick between double frames
17.10 inches
Donkey Boiler
Coal Bunker
Watertight Bulkhead
angle iron all fore
with strong beams
Screen bulkhead
15
14
13
12
11
10
3
2
1
1
2
3
10

LOUDOUN CASTLE"

No 146

Screw Steamer to Class 100 A

Three-Decked Rule

Length 340 × 36·6 × 27·8

Numerals $\frac{79·7}{27,098}$

Glasgow Report
No 4367

Rev 31/1/76 Ex. 10/4/76

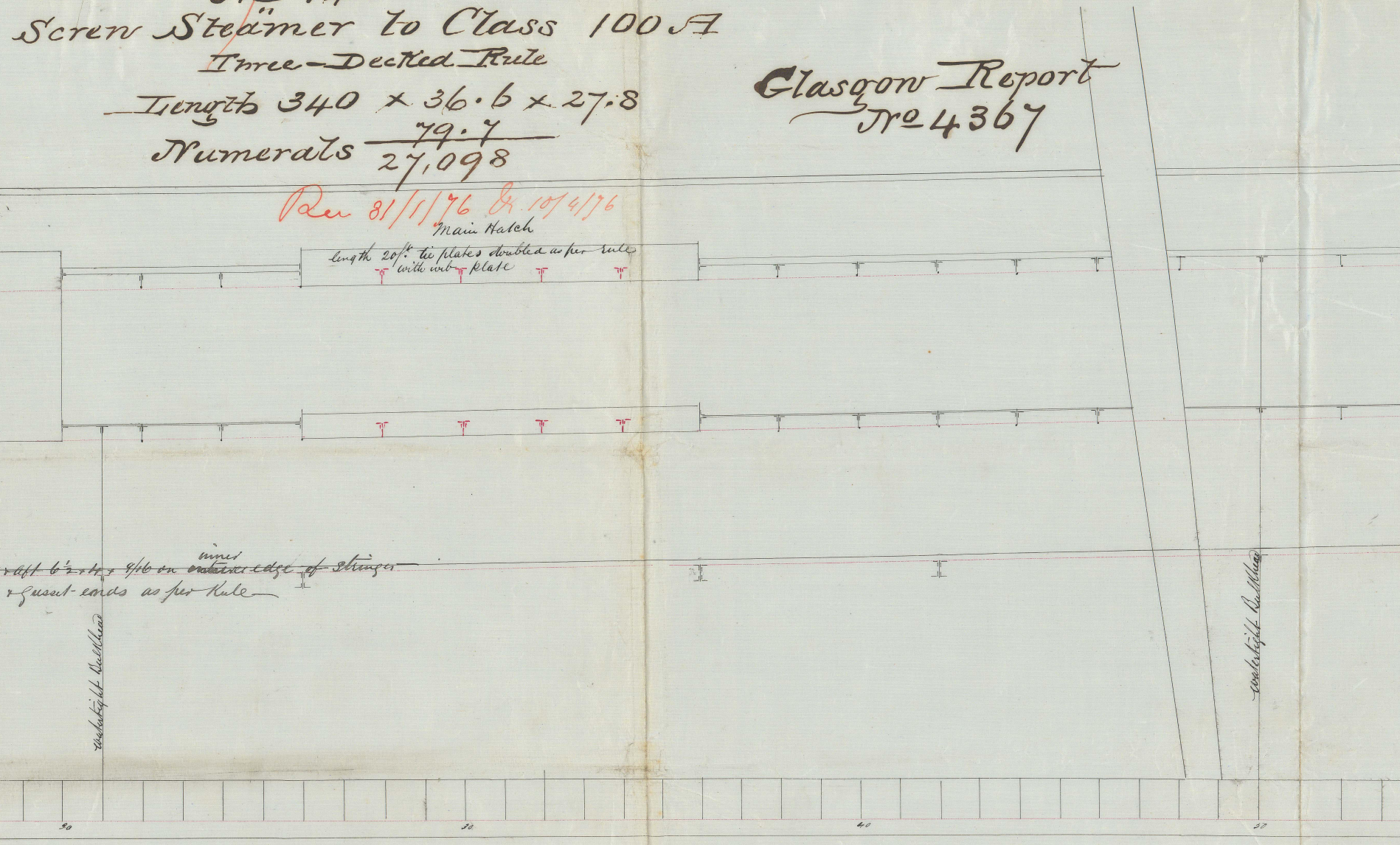
Main Hatch
length 20ft. tie plates doubled as per rule with web plate
r aft 6½ × 4 × 9/16 on ~~outer~~ inner edge of stringer
& gusset-ends as per Rule
Watertight Bulkhead
Watertight Bulkhead
20
30
40
50

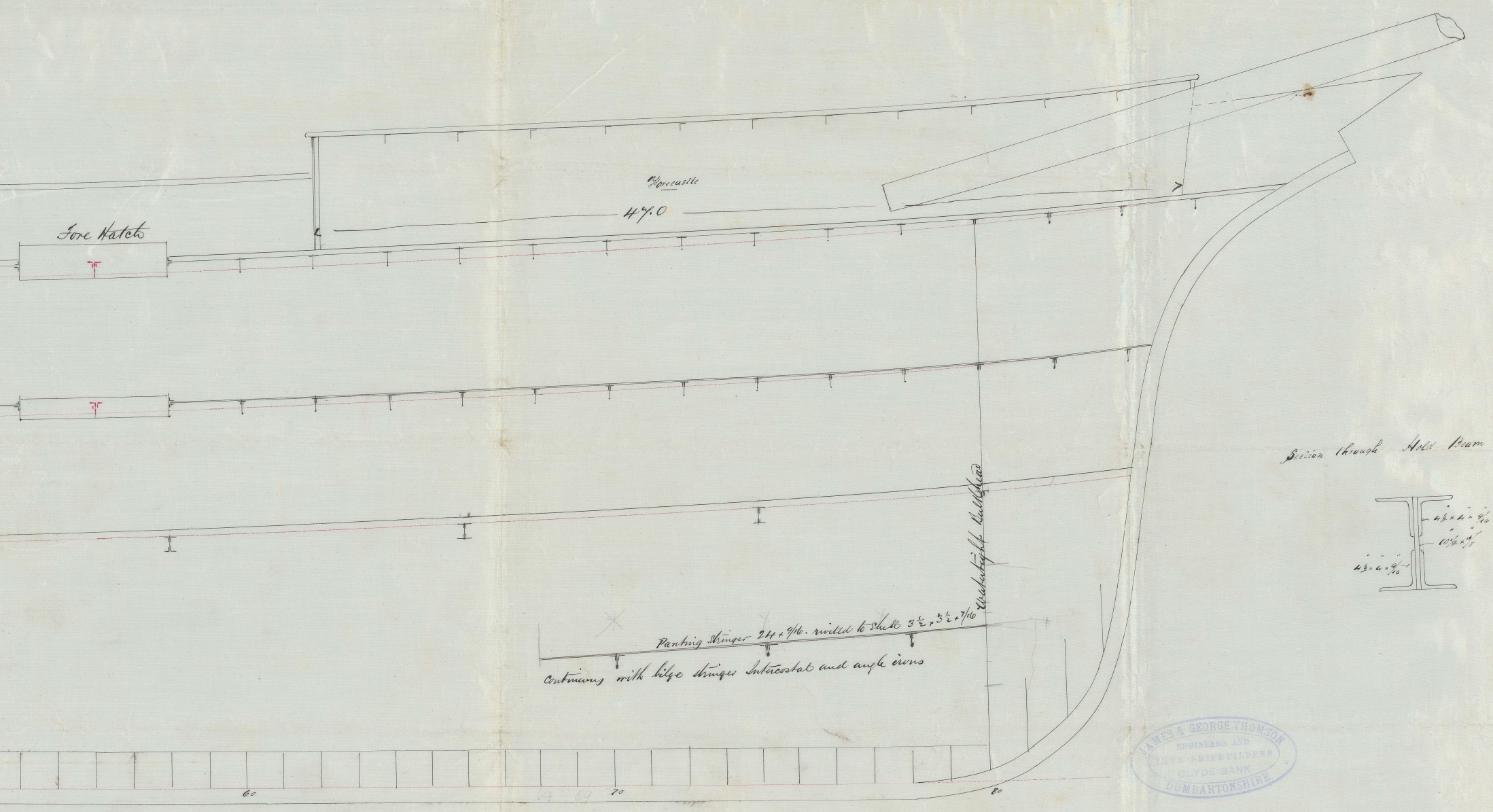
Fore Hatch
Forecastle
47.0
Watertight Bulkhead
Panting stringer 24 × 9/16. rivited to Shell 3½ × 3½ × 7/16
Continuous with bilge stringer Intercostal and angle irons
60
70
80
Section through Hold Beam
4½ × 4 × 9/16
10½ × 9/16
4½ × 4 × 9/16

Screw Steamer
No. 146
Scale 1/4 = one foot

JAMES & GEORGE THOMSON
ENGINEERS AND
IRON SHIPBUILDERS
CLYDE BANK
DUMBARTONSHIRE

31/1/76

11/4/76

IRONS1970082

© 2021
Lloyd's Register Foundation