



S.S. "Si Galahad"
Report No. 3378

Longitudinal Plan. No. 39. S.S.
Scale 1/8" = 1 ft

Fore part of Ship 8 1/2 ft
Main part of Ship 100 ft
Aft part of Ship 11 ft

Large Beam



13998 ft

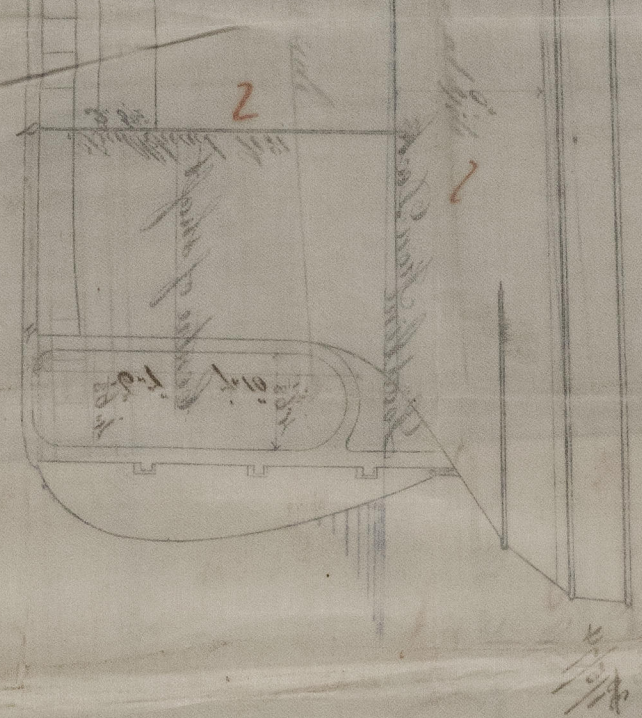
18.11 30/4/74

Length on Load Line 223' 1" ✓
Extreme Breadth 30' 0" ✓
Depth of Hold 17' 1 1/2" ✓
Burthen in Tons 1350

*L. Lloyd
 1866
 1867
 1868
 1869*

*1866
 1867
 1868
 1869*

*1866
 1867
 1868
 1869*



*1866
 1867
 1868
 1869*

13669 Jan.

*1866
 1867
 1868
 1869*



© 2021

Lloyd's Register
 Foundation

IRONSIO-0147