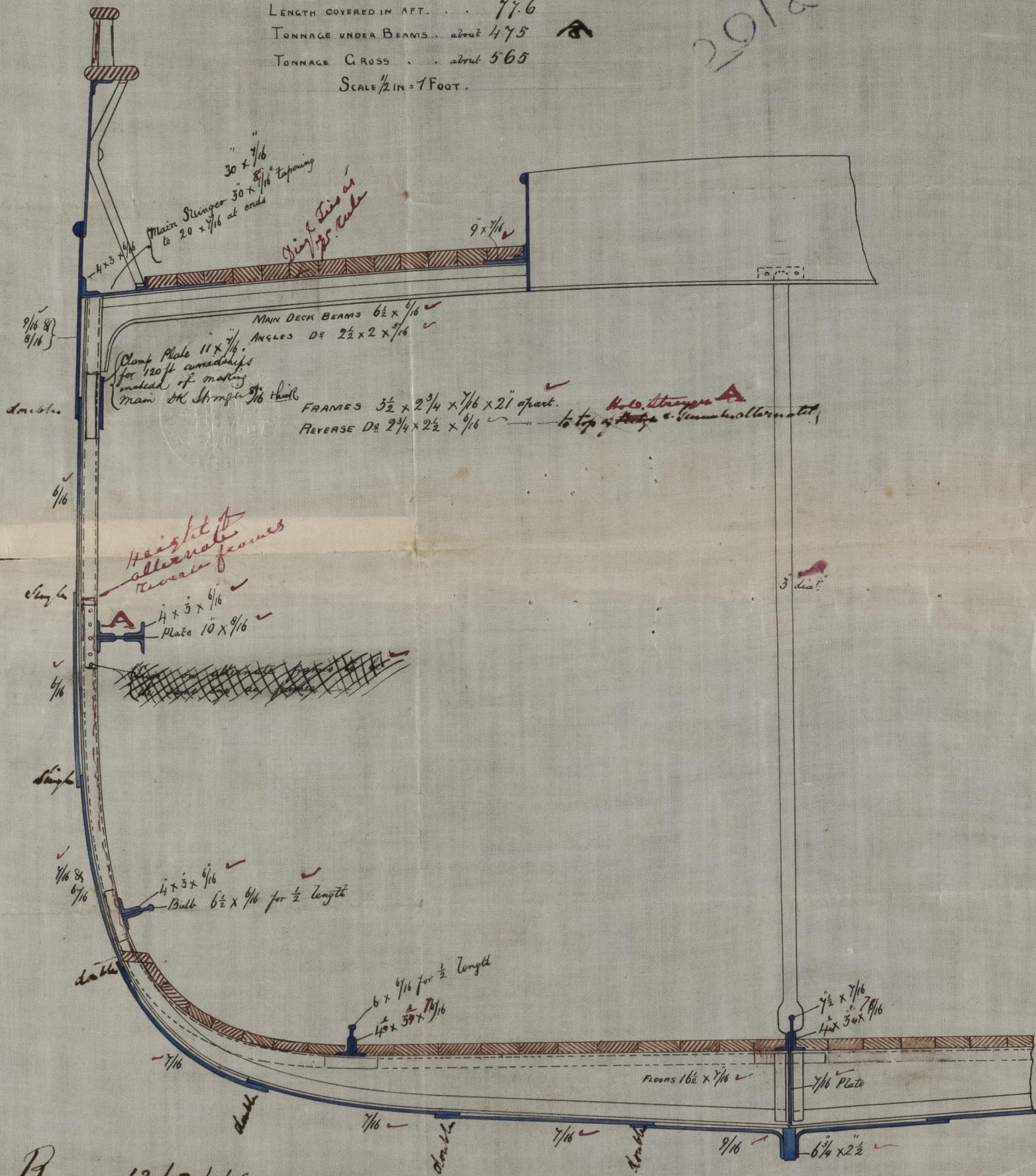


N<sup>o</sup> 100.

LENGTH ON LOAD LINE . . . 135.0 *1 1/2 138*  
 BREADTH MOULDED . . . 25.0  
 DEPTH SIDE OF DECK } FROM TOP OF FLOORS TO UNDER } 14.5  
 LENGTH COVERED IN AFT. . . 77.6  
 TONNAGE UNDER BEAMS . . . about 475  
 TONNAGE GROSS . . . about 565  
 SCALE 1/2 IN = 1 FOOT.

2912



Rec 12/3/66  
*HA*




*J.H.E.*  
 12.3.66




© 2021  
 Lloyd's Register  
 Foundation

IRON500-0043






10/10/11



10/10/11



10/10/11

10/10/11



© 2021

Lloyd's Register  
Foundation