

14907 Iron

Steamship "Baron Cory."

Diameter of Boilers 11' 2".

Thickness of shell plates $\frac{13}{16}$ ".

Description of riveting. Double and horizontal seams double butt strapped.

Pitch of rivets 3".

Lap of plating, butt straps 12 broad. Circumferential seams $4\frac{3}{4}$ ".

Diameter of rivets = 1".

Number of Furnaces in each Boiler 2.

Diameter of Furnaces = 3' 2".

Length of Furnaces 7' 6".

Thickness of Furnace plates $\frac{13}{16}$ " & $\frac{9}{16}$ ".

Joints of Furnace plates, double butt strapped and single riveted.

Length of Fire grate 6' 6".

Whether furnaces are strengthened with rings, none.

Back uptake plates $\frac{1}{2}$ " screw stayed $7 \times 9\frac{1}{2} \times 1\frac{1}{8}$ dia. = 4322 lbs. per sq. ft. ^{inch}End plates $\frac{5}{8}$ " thick. stayed with 2" sq. bolts 15×15 = 3656 " "

Flat plates where screw stayed 96 lbs working pressure End plates = 100 lbs.


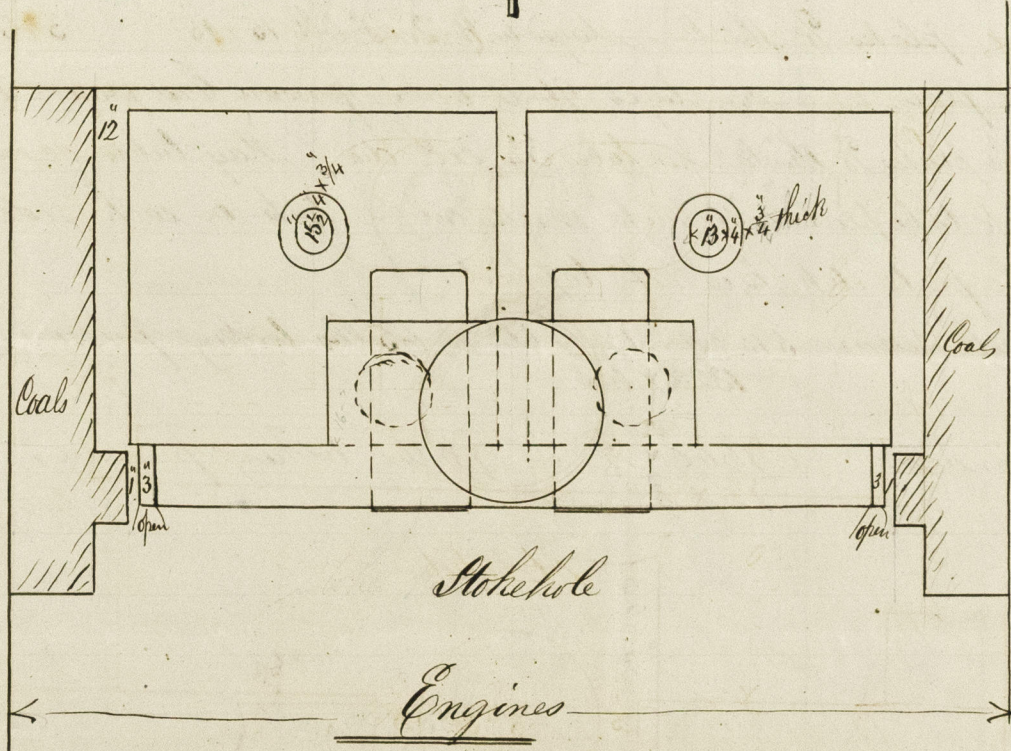
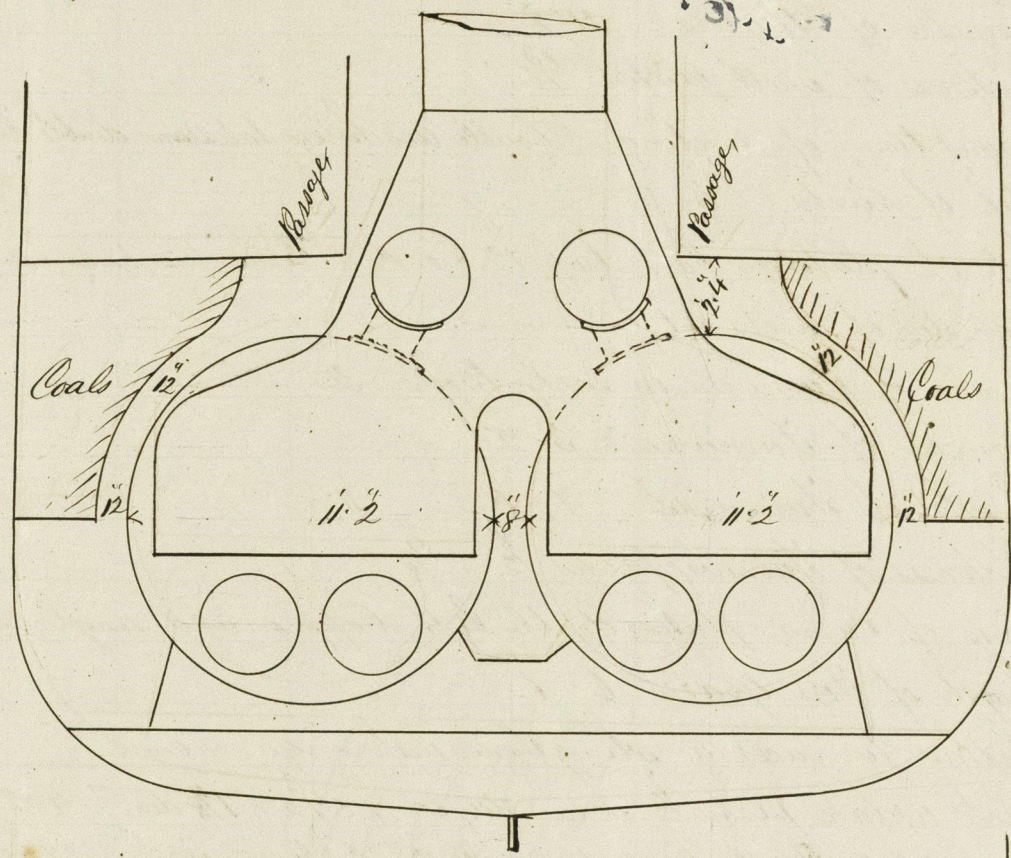
Tube plates $\frac{5}{8}$ " thick. Iron tubes $3\frac{1}{4}$ " ext. dia. stay tubes screwed into back tube plate with nuts inside only. Nuts on each side of front tube plate which is not tapped.Shell seams = $\frac{51520 \times 1\frac{5}{8} \times 66}{132\frac{3}{8} \times 6.5} = 65$ lbs working pressure.Furnaces $\frac{89600 \times \frac{1}{2}}{7\frac{1}{2} \times 38} = 78$ lbs working pressure.

Shell riveting

© 2019
 William Allison
 Engineer Surveyor
 Augth 3rd 1875

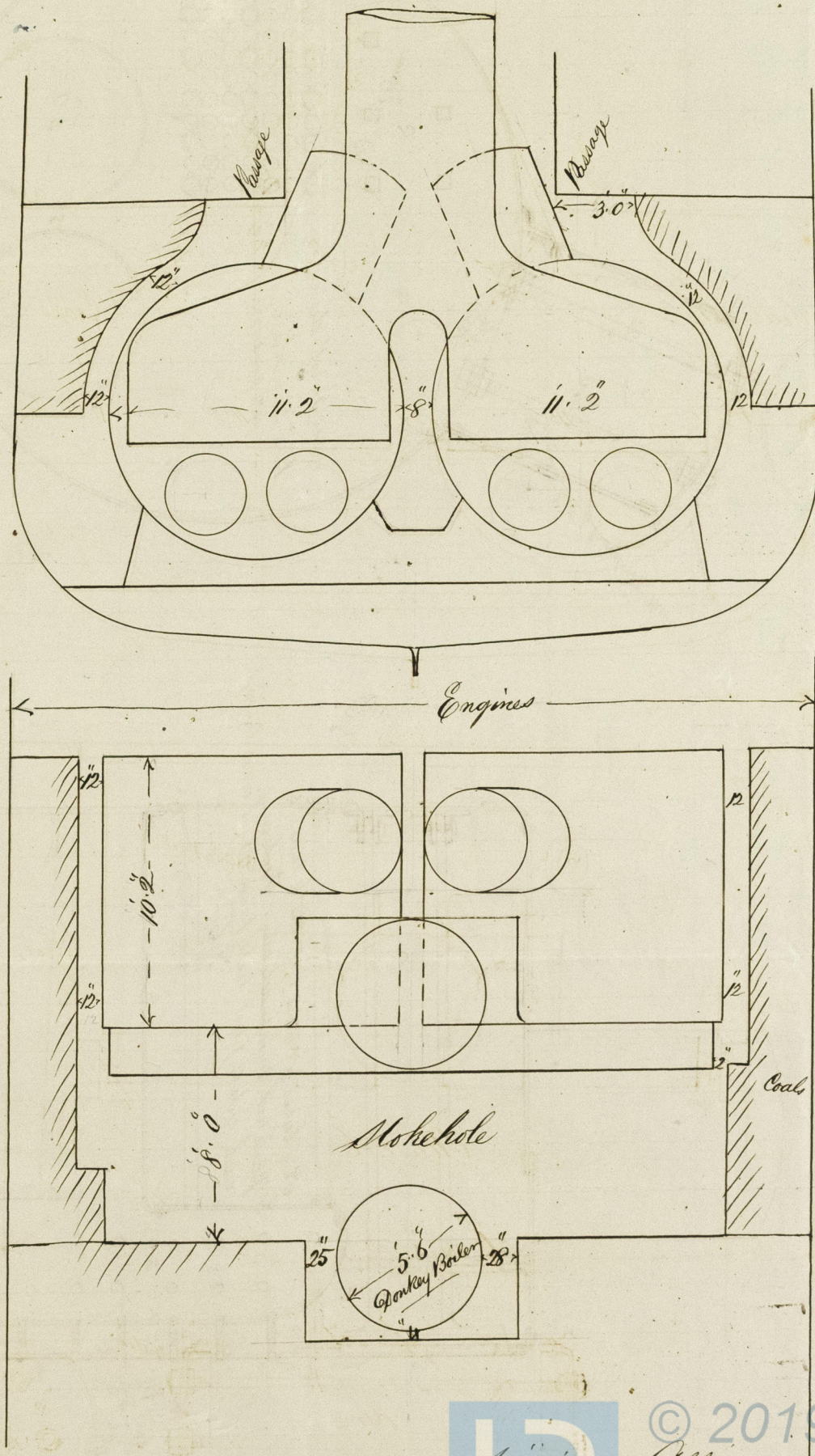
Steam Ship "Baron Ory."

Forward Boilers



#4907 Iron

Steam Ship "Baron Cory"
after Boilers,



© 2019
William Allison
Engineer Surveyor
Lloyd's Register
Foundation
Aug 3/75

