

MIDSHIP SECTION.

SCALE $\frac{1}{2}$ INCH = 1 FOOT

LENGTH OF RECTIONS $\frac{131}{99.81}$
 LENGTH OF VESSEL $323.21 \times \frac{1}{8} = 26$
 $30320.5 = 1166.12 + 30320.3$
 $26 \times 1166.12 = 30320.3$
 $= 31486.42 \text{ EQUIPT N 2}$

EQUIPMENT

2 BOWER ANCHORS STOCKLESS, EACH	45½ CWT
1 " " " "	39 " "
1 STREAM " " EX STOCK	11½ " "
1 KEDGE " " " "	5½ " "
270 FATHOMS STUD CHAIN CABLE	1½ DIA
90 " STREAM CHAIN	1½ DIA
100 " HEMP TOWLINE 12 HEMP OR 4 STEEL	
90 " WARP 10" " "	3½ " "
90 " " " " "	8½ " "

DIMENSIONS	BUILDERS.	LLOYDS.
LENGTH BET. PERPS.	325'-0"	323.21
BREADTH EXTREME	47'-0"	46.80
DEPTH OF HOLD	23'-7½"	25.79
DEPTH MOULDED	24'-10"	23.4
Nº FOR FRAMES	86.6	DEPT 25.79
Nº " PLATING	27989.98	2 GIRTH 44.41
Nº " EQUIPMENT	31486.42	93.6
DEPTHS TO LENGTH	12.58	7
BREADTHS " "	6.9	86.6

CLASS 100 A. I.

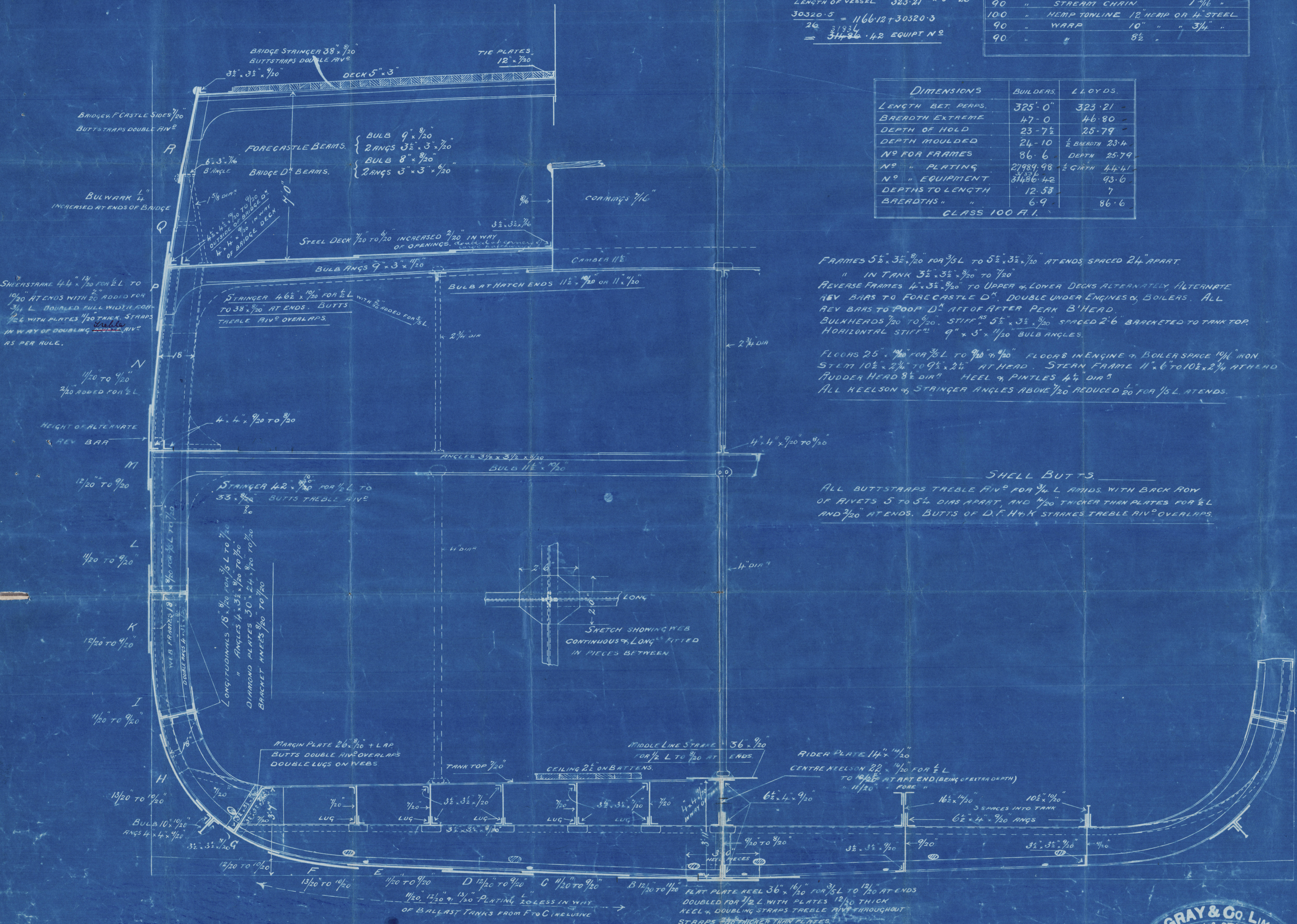
FRAMES 5½ x 3½ x 9/20 FOR 3/5 L TO 5½ x 3½ x 9/20 AT ENDS, SPACED 24" APART.

" IN TANK 3½ x 3½ x 9/20 TO 9/20
 REVERSE FRAMES 4 x 3½ x 9/20 TO UPPER & LOWER DECKS ALTERNATE
 REV BARS TO FORECASTLE D. DOUBLE UNDER ENGINES & BOILERS. ALL
 REV BARS TO POOP D. AFT OF AFTER PEAK B'HEAD.
 BULKHEADS 7/20 TO 9/20. STIFF 5½ x 3½ x 9/20 SPACED 2'-6" BRACKETED TO TANK TOP.
 HORIZONTAL STIFF 9 x 3 x 1/20 BULB ANGLES.

FLOORS 25 x 1/20 FOR 3/5 L TO 9/20. FLOORS IN ENGINE & BOILER SPACE 10/16" IRON
 STEEL 10½ x 2½ TO 9½ x 2½ AT HEAD. STEAM FRAME 11 x 6 TO 10½ x 2½ AT HEAD
 RUDDER HEAD 8½ DIA. HEEL & PINTLES 4½ DIA
 ALL KEELSON & STRINGER ANGLES ABOVE 7/20 REDUCED 20 FOR 1/5 L AT ENDS.

SHELL BUTTS.

ALL BUTTSTRAIPS TREBLE RIVº FOR 3/4 L AT ENDS. WITH BACK ROW
 OF RIVETS 5 TO 5½ DIA. SPACED 4" & 1/20 THICKER THAN PLATES FOR 3/4 L
 AND 7/20 AT ENDS. BUTTS OF D.F.H.K. STAINLESS TREBLE RIVº OVERLAPS.



481.
488.

481.
19/7/94



481.
488.




W. Gray & Co. Ltd.
LL N° 488

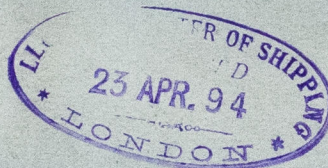
Mid Sea

W. Hpl. Report N° 9321.

S.S. "Leopold";



W. Hpl. Report N° 9573



HPL374-0074



© 2020

Lloyd's Register
Foundation