

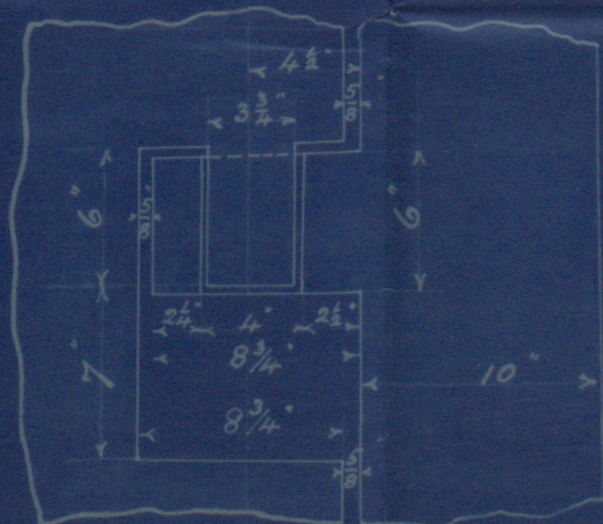

# — CAST STEEL STERN & RUDDER FRAMES —

— FOR S.S. 461. —

— SCALE  $\frac{1}{2}$ " = ONE FOOT. —

for Messrs W. Gray & Co. Ltd.  
West Hartlepool

SKETCH SHOWING PINTLES & GUDGEONS.  
SCALE  $\frac{1}{2}$ " = 1 FOOT.



MAIN PIECE OF RUDDER TO BE TURNED DOWN 4'-0" FROM  
HEAD 7 1/2" DIA. PINTLES PERFECTLY ROUND CENTRED 3 1/2" FROM  
FORE SIDE OF FRAME. FRAME TO BE TAPERED FROM FORE SIDE  
TO AFTER SIDE AS AT SECTIONS THROUGH STAYS  
HEAD, HEEL & PINTLES TO BE TURNED IN A LATHE SO AS  
TO GET THEM QUITE TRULY CENTRED.  
CHECK THE HEIGHT OF BOXES ON RUDDER FRAME FROM  
THE HEIGHT OF GUDGEONS ON SCREW FRAME AND MAKE  
THEM CORRESPOND.


Sternframe Order 435

Rudderframe Order 437

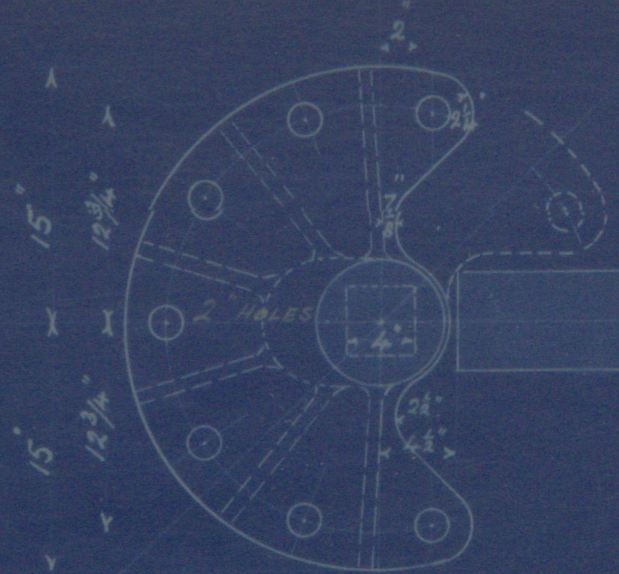
To pass Lloyd's.

Wanted in South Yard  
about 12th Nov 1902.


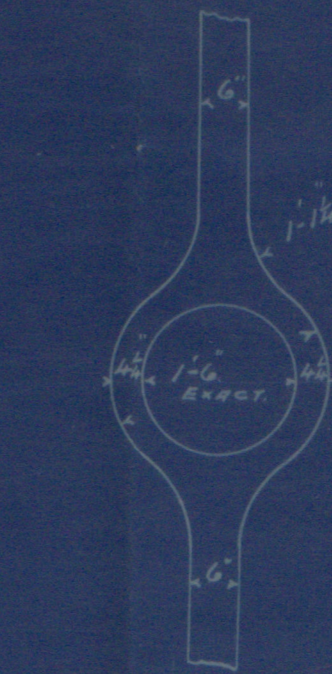
HOLES IN POST 1 1/2" DIA.  
SPACED 5 1/2" APART CENTRES  
ALONG CENTRE LINE.



— SKETCH SHOWING HOLES IN POST —  
— SCALE 1" = 1 FOOT. —



PLAN OF COUPLING.  
— SCALE 1" = 1 FOOT. —



— SKETCH SHOWING HOLES IN SCARP. —  
— SCALE 1" = 1 FOOT. —

STRAIN POST MUST BE MADE  
1'-10" x 2'-0" AT RIGHT ANGLES TO KEEL.

SCARP CUT FROM THIS SIDE.

SCARP PLANNED

EXTREME LENGTH OF RUDDER FRAME 34'-9 1/2"

12'-6 1/2"

1'-11"

5'-0 1/4"

5'-0 1/4"

5'-0 1/4"

5'-0 1/4"

5'-0 1/4"

5'-0 1/4"

5'-0 1/4"

5'-0 1/4"

5'-0 1/4"

5'-0 1/4"

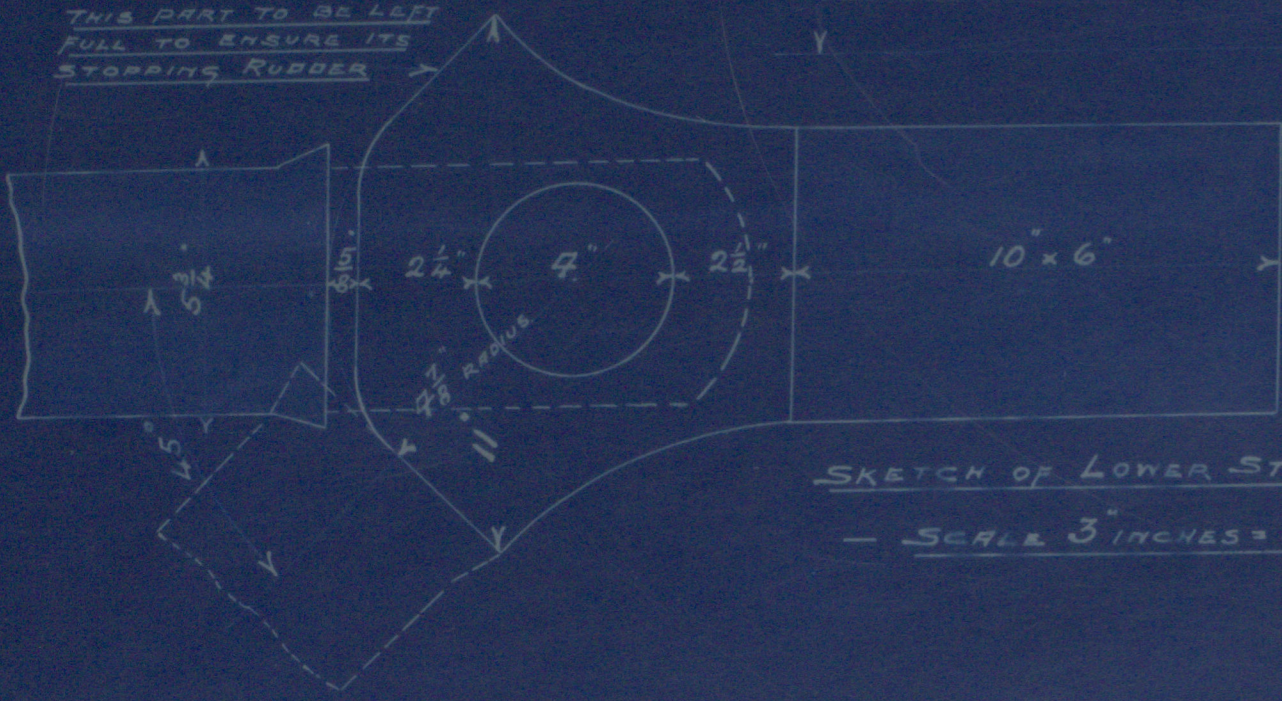
SECTION THRU STAY

SECTION THRU STAY

SECTION THRU STAY

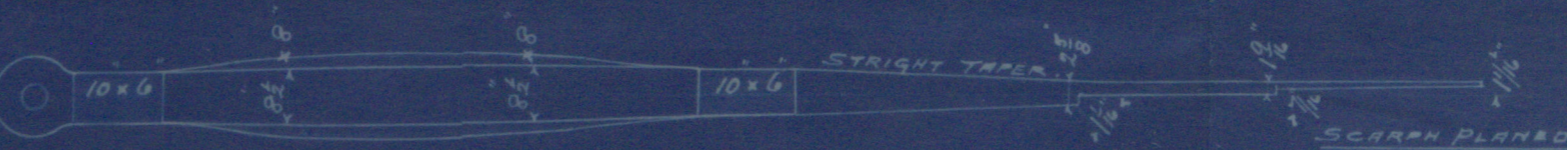
SECTION THRU STAY

THIS PART TO BE LEFT  
FULL TO ENSURE ITS  
STRAINING RUDDER



— SKETCH OF LOWER STOPPER —  
— SCALE 3" INCHES = 1 FOOT. —

EXTREME LENGTH 14'-6 1/2"



W. & A. CO.

W. & A. CO.

W. & A. CO.

S.S. "Adjutant,"  
W. H. H. Report No. 9/28.

Rudder  
and  
Stern frame

HPL 370-0079



© 2019

Lloyd's Register  
Foundation