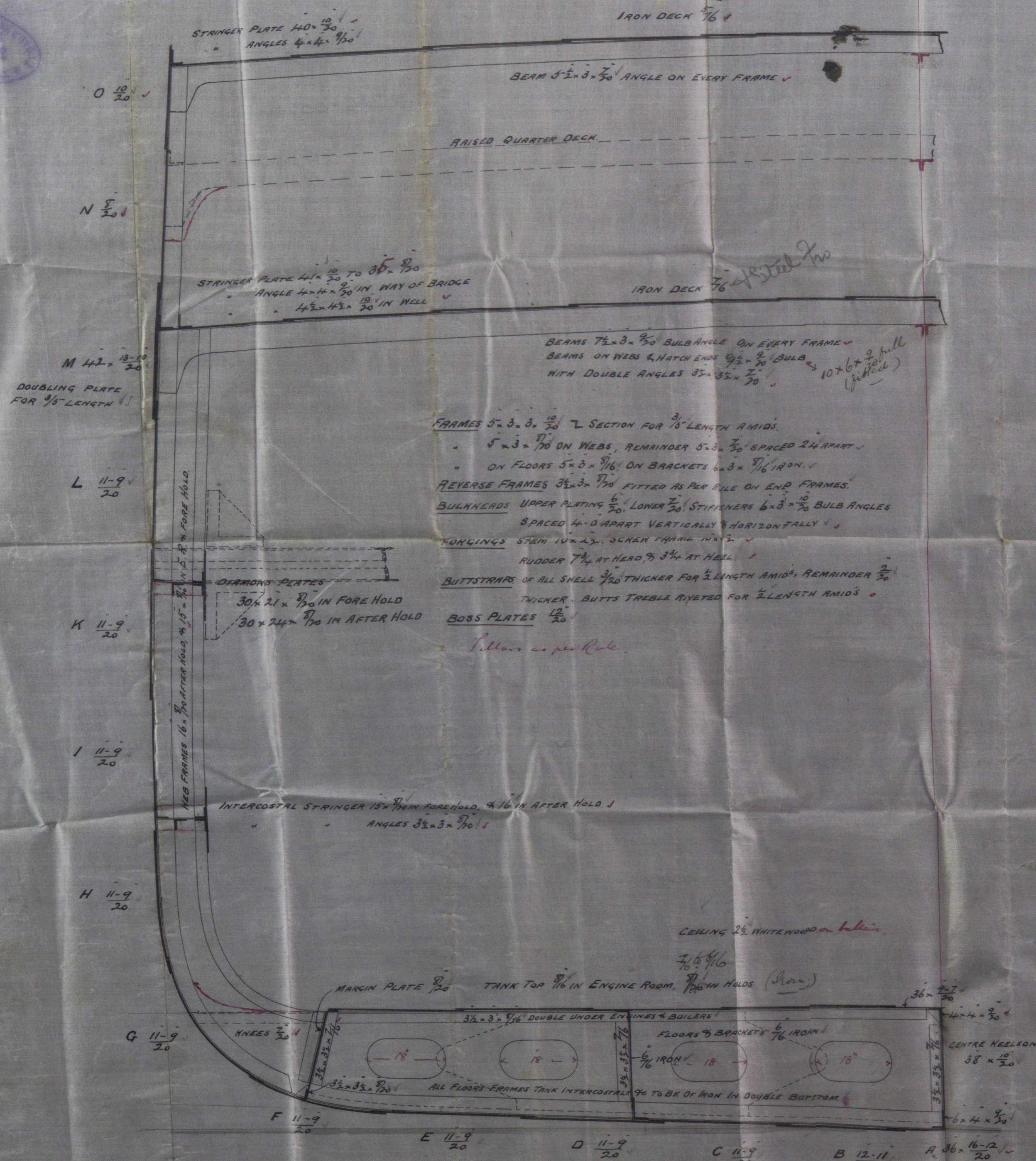


— MIDSHIP SECTION —

SCALE $\frac{1}{2}$ - 1 FOOT.



LLOYD'S NUMERALS

HALF BEAM MOULDED	19.11 ✓
DEPTH OF HOLD & FLOORS	21.54 ✓
HALF GIRTH	37.10 3/4 ✓
FRAME NUMBER	79.8 ✓
LENGTH PER RULE	286.4 ✓
PLATING NUMBER	22692 ✓
EQUIPMENT NUMBER	25289 ✓
BEAMS IN LENGTH	7.19 ✓
DEPTH IN LENGTH	18.34 ✓

CLASS 100 A.I.

ALL SCANTLINGS OF STEEL EXCEPT WHERE OTHERWISE SPECIFIED

QUARTER DECK

BEAMS $7\frac{1}{2} \times 8 \times \frac{9}{30}$ BULB ANGLES ON EVERY FRAME
BEAMS ON NEBS & HATCH ENDS $9\frac{1}{2} \times \frac{9}{30}$ BULB,
WITH DOUBLE ANGLES $3\frac{1}{2} \times 3\frac{1}{2} \times \frac{3}{30}$
STRAINER PLATE $4\frac{1}{2} \times \frac{10}{30}$ TO $35' \times \frac{9}{30}$ = $\frac{7}{30}$ at
" ANGLES $4\frac{1}{2} \times 4\frac{1}{2} \times \frac{1}{30}$ ✓
IRON DECK $7\frac{1}{2}$ ✓

POOP DECK

14 1 87 - - - - -

FORECASTLE DECK

BEAMS $5\frac{1}{2} \times 3 \times \frac{7}{30}$ ON EVERY FRAME.
" BULB UNDER WINDLASS.
IRON DECK $5\frac{1}{16}$.

BEAMS IN AFTER HOLD

PLATE $10\frac{1}{2} \times \frac{10}{20}$ ✓
4 ANGLES $4\frac{1}{2} \times 4 \times \frac{9}{20}$ ✓ ✓

EDW^d WITHEY & CO
IRON & STEEL SHIP BUILDERS
WEST HARTLEPOOL
26 FEBY 1891

№ 185

J.V.L.
7/3/91

West Hill
J.P.
12/9

Midship Section

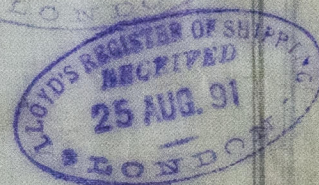
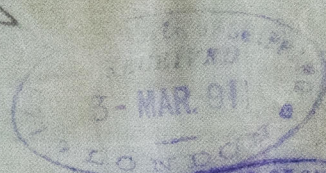
Messrs E. Wither & Co

No 185

"Rowtor"

W. Hpl No 5879

HPL366-0021



© 2019

Lloyd's Register Foundation