



5:10:07
23:10:07

LONGITUDINAL SECTION SHEWING OPENINGS IN SHELL
OF I.S.S. "ITONUS"
SCALE $\frac{1}{16} = 1 \text{ FOOT}$

Arrangements
to Surveyors
satisfaction

PROPOSED NEW PORTS.
AND GANGWAY DOORS.

Door to Surveyors
A. S. S. S. S. S.

Can hinged doors with timber buckles
be approved or must they be sliding doors
work from chain deck?



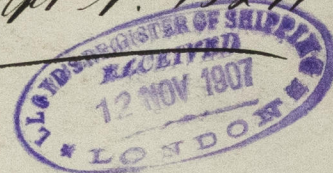

GRK355-0127

Longitudinal section shewing openings
in shell





Greenock Grangemouth & Co.

711. "Horus" ex "Anglia"

Greenock 4/1 No 15291



GEK355-0127



© 2020

Lloyd's Register
Foundation