

18.4.99  
14.6.99

# Midship Section.

S. S. No 456

Dims. 340' x 45' 9 1/2" Int. x 28' 5 1/2" Int. to Spar Deck.

To class 100 R.I. 5th Spar Deck Rule.

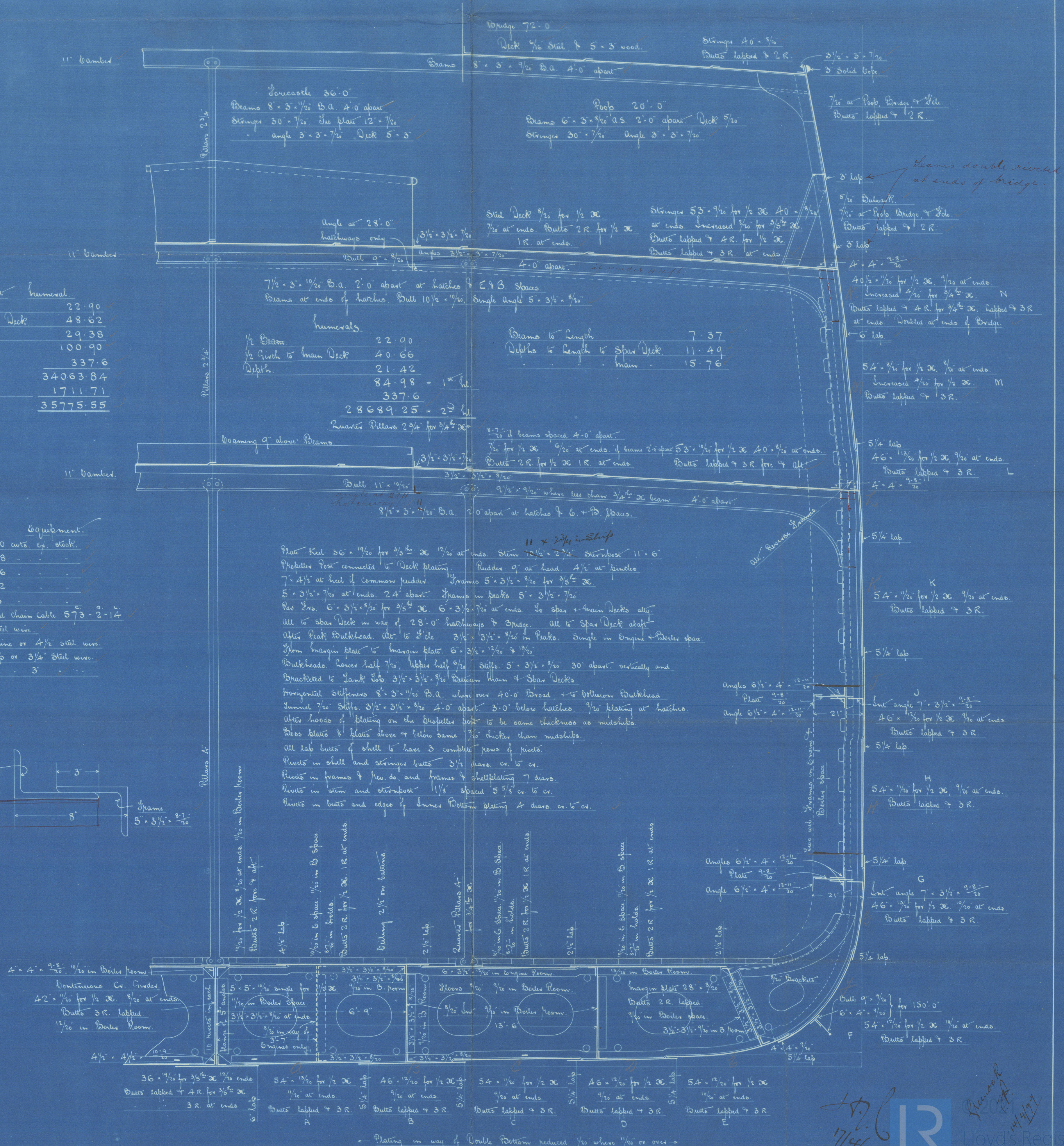
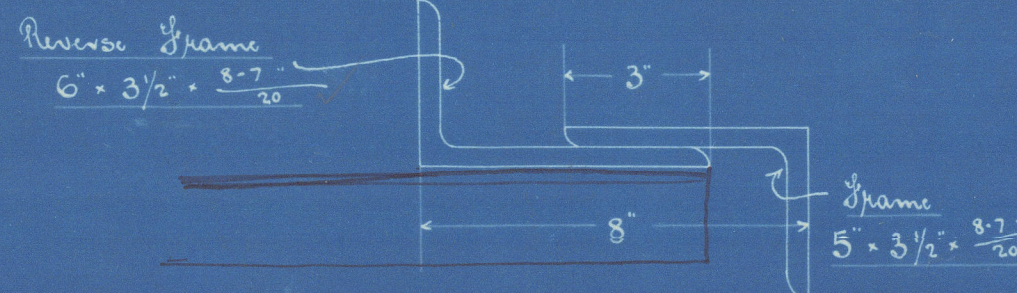
Scale 1/2" = 1' foot.



Equipment	Number
1/2 Beam	22.90
1/2 Girder to Spar Deck	48.62
Depth	29.38
	100.90
	337.6
	34063.84
Objections	1711.71
	35775.55

Equipment	Number
1/2 Beam	22.90
1/2 Girder to Main Deck	40.66
Depth	21.42
	84.98 = 1st
	337.6
	28689.25 = 2nd

Equipment	Number
1 Driver Anchor	40 cuts. ex. stock.
1 "	38 "
1 "	36 "
1 Stream	12 "
1 Rudder	6 "
270 Fathoms 2 1/2" Steel Chain Cable	573 - 2-14
90 " 1 1/2" steel wire	
120 " 13" Lowline or 4 1/2" steel wire	
90 " 10" Wasp or 3 1/4" steel wire	
90 " 9" "	3 "



Plating in way of Double Bottom reduced 1/2" where 1 1/2" or over

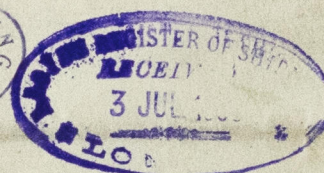






Midship Section  
Russell & Co's No 456.

462, 472, 473, + 476

No 456 S.S. Emilia  
Grk report No 12785



GRK352-0205



© 2021

Lloyd's Register  
Foundation