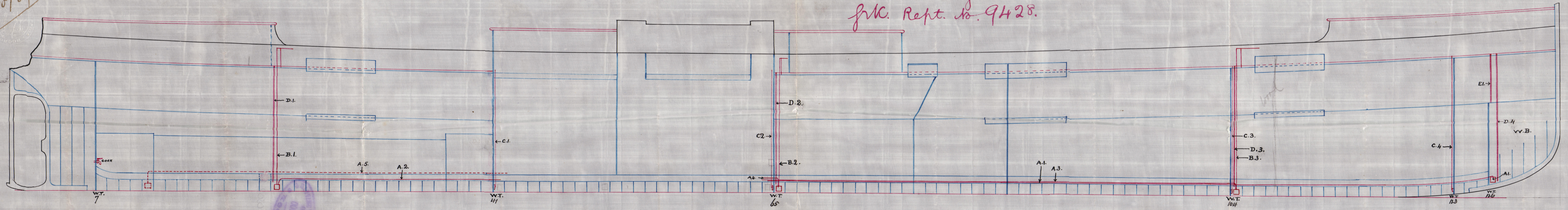


Ltr. 4/10/87

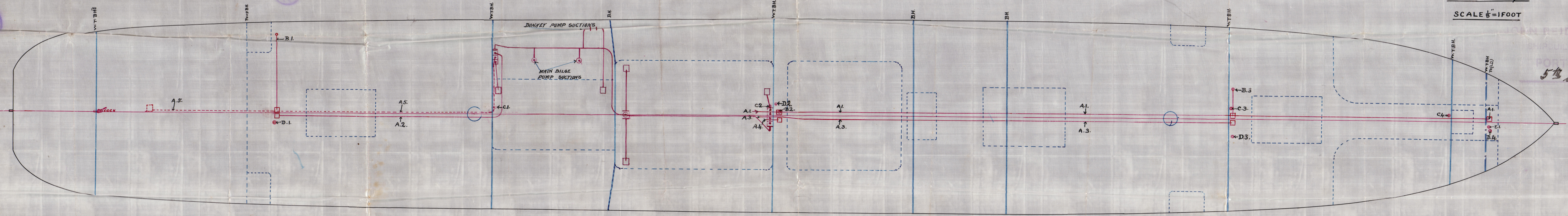
S.S. "Hisanga":
Grk. Rept. No. 9428.



PUMPING PLAN

S.S. N° 8/c


SCALE 1/8" = 1 FOOT



JOHN REID & CO.
SHIPBUILDERS
POST-GLASGOW
5th Sept. 1887

4. 10. 87

SUCTIONS TO ENGINE ROOM	BILGE HAND PUMPS	SLUICE VALVES	SOUNDING PIPES	AIR PIPES
A.1. 1-3" FORCE SUCTION TO FORE PEAK	B.1. 1-6" PUMP TO AFT HOLD 3/4" PIPE	C.1. 1" VALVE 41 BH ²	D. 1. SOUNDING PIPE TO AFT HOLD "	E. 1. 3" AIR PIPE TO FORE PEAK
" 2. 1-3" SUCTION TO AFT HOLD	" 2. 1-6" " " MAIN HOLD "	C.2. 1-6" " 65 "	" 2. " " " MAIN " "	
" 3. 1-3" " " FORE "	" 3. 1-6" " " FORE "	C.3. 1-6" " 104 "	" 3. " " " FORE " "	
" 4. 1-3" " " MAIN "	hand pumps to be capable of pumping from each bilge when the vessel has a heavy list.	C.4. 1-6" " 123 "	" 4. " " " PEAK " "	
" 5. 1-2 1/2" " TUNNEL WELL				

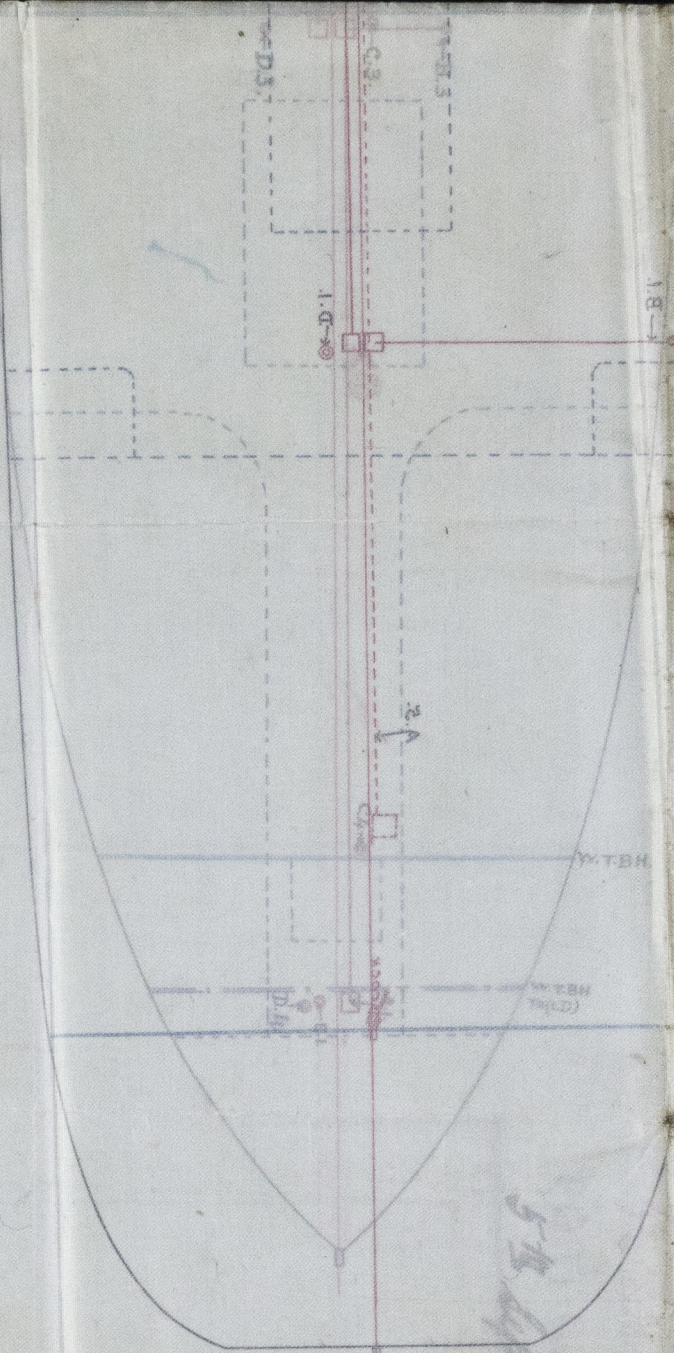


CRH307-0302

PUMPING PLAN


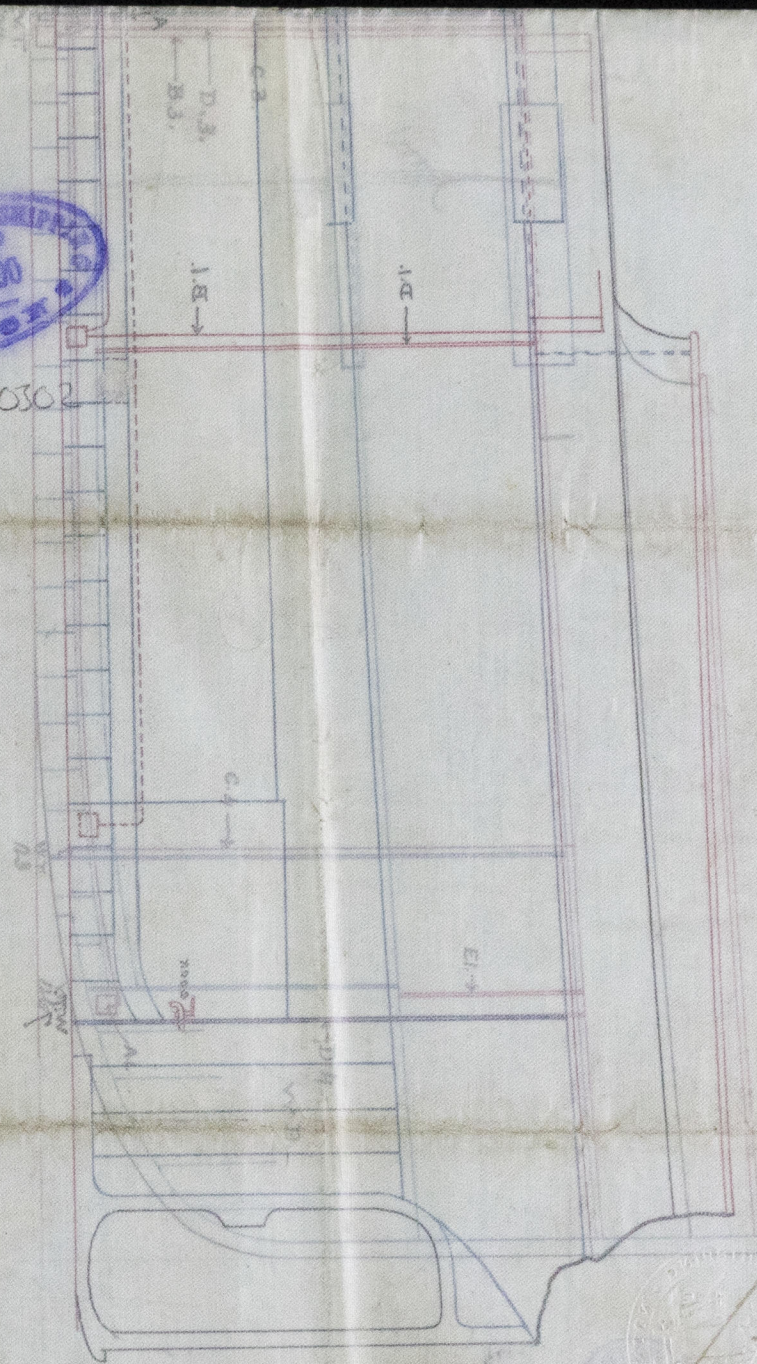
S.S. N^o 8/c

SCALE 1/8" = 1 FOOT



5th April 1887

9th April 1887



© 2020

Lloyd's Register Foundation