

Mackin + Thomson

Nº 258

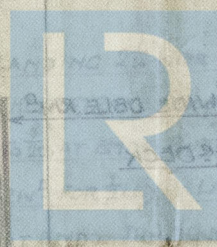
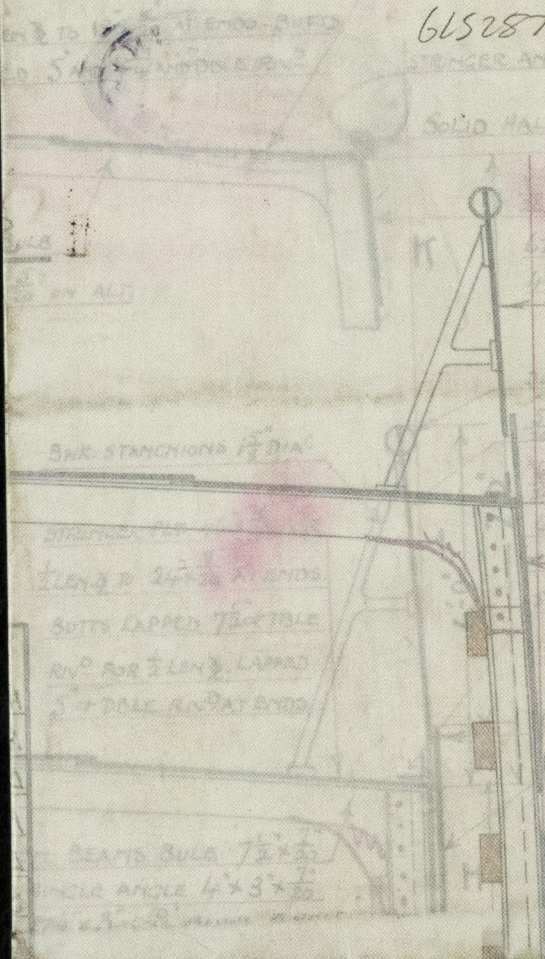
Midship Section

S.S. Cambrian

Elb Rpt. Nº 17889

now Jarl

615287-0066



© 2019

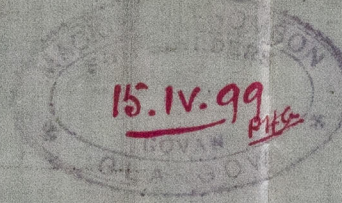
Lloyd's Register
Foundation

MIDSHIP SECTION N°258

SCREW STEAMER TO CLASS +100A.I. AT LLOYD'S. R^QD^S B'DGE & F'CLE DEEP FRAME SYSTEM.

210'0" B.P. x 30'4" MOULDED x 14'9" MOULDED TO MAIN DECK

SCALE 1/2" = 1 FOOT.



SECTION IN WAY OF R^QD^S

SECTION IN WAY OF MAIN D^S

NUMERALS	
HALF MOULDED BREADTH	15-16
HALF MIDSHIP GIRTH	28-00
DEPTH TOP OF KEEL	15-39
FIRST NUMERAL	58-55
LEN. AS PER RULE	208-84
SECOND NUMERAL	12207-36
R ^Q D ^S NUMERAL	5855+35-6205
EQUIP ¹ NUMERAL	12207-36+208-84
$\times 8 \times 12207-36 = 12207-36 + 1110-61$	
$= 13317-97$	

PROPORTIONS	
$\frac{L}{B} = 6.88$	$\frac{L}{D} = 13.56$

EQUIPMENT	
2 DOWNER ANCHORS	20 $\frac{1}{2}$ CWT. STOCKLESS
1 D ² D ² 18	CWT. STOCKLESS
1 STREAM ANCHOR	5 $\frac{1}{2}$ CWT. EX. STOCK
1 KEDGE ANCHOR	2 $\frac{1}{2}$ CWT. EX. STOCK
210 FATHOMS	1 $\frac{1}{2}$ STUD LINK CHAIN CABLE
60 FATHOMS	$\frac{1}{2}$ STREAM CHAIN OR 3 $\frac{1}{2}$ S. W. R.
90 FATHOMS	9" HEMP TOWLINE OR 3" S. W. R.
90 FATHOMS	6" HEMP HAWSER
90 FATHOMS	5" HEMP WARP.

MATERIAL
STEM, STERN POST & RUDDER
FRAME, HOLD PILLARS, SLIPS
AND RIVETS TO BE OF IRON.
TANK TOP AND DECK PLTG
& BUNKER PLTG OF STEEL OR IRON
OF CORRESPONDING THICKNESS
REMAINDER OF STEEL EXCEPT
WHERE OTHERWISE SPECIFIED
ON THIS SECTION.

SCANTLINGS	
STEM:	7" x 24" TO LOAD LINE TAPERING TO 5" x 24" AT HEAD
STERN POST:	7" x 42" TO COUNTER TAPERING TO 5" x 42" AT HEAD
FRAMES:	IN WAY OF R ^Q D ^S TO BE 5" x 3" x 20" & 3" LEN. AFT TO 20" AT AFTER END. IN WAY OF MAIN DECK TO BE 5" x 3" x 20"
	TO 3" LEN. FOR 20" AT FORE END. INSIDE DOUBLE BOTTOM TO BE 3" x 3" x 20" FOR 3" LEN. TO 20" AT ENDS. FRAME
GIRDER OUTSIDE TANK:	TO BE 5" x 2" DEEP.
REV. FRG:	IN WAY OF R ^Q D ^S TO BE 3" x 3" x 20" & 3" LEN. IN WAY OF MAIN DECK TO BE 3" x 3" x 20" TO EXTEND TO R ^Q D ^S & MAIN D ^S RESPECTIVELY. IN DOUBLE BOTTOM TO BE 3" x 3" x 20"
FLOORS:	IN TANK 3" x 20" AT ENDS 20"
BULKHEADS:	LOWER HALF 20" UPPER HALF 20" STIFFENERS 3" x 3" x 20"
	SPACED 30" VERTICALLY 48" HORIZONTALLY. HOR. STIFF. ON COLLISION BHP TO BE 5" x 3" x 20" ANG. BRACKETED TO SHELL
RUDDER:	5" DIA. STOCK 3" PINTLES. SINGLE PLATE 20" THICK.