

—RUDDER PLAN.—

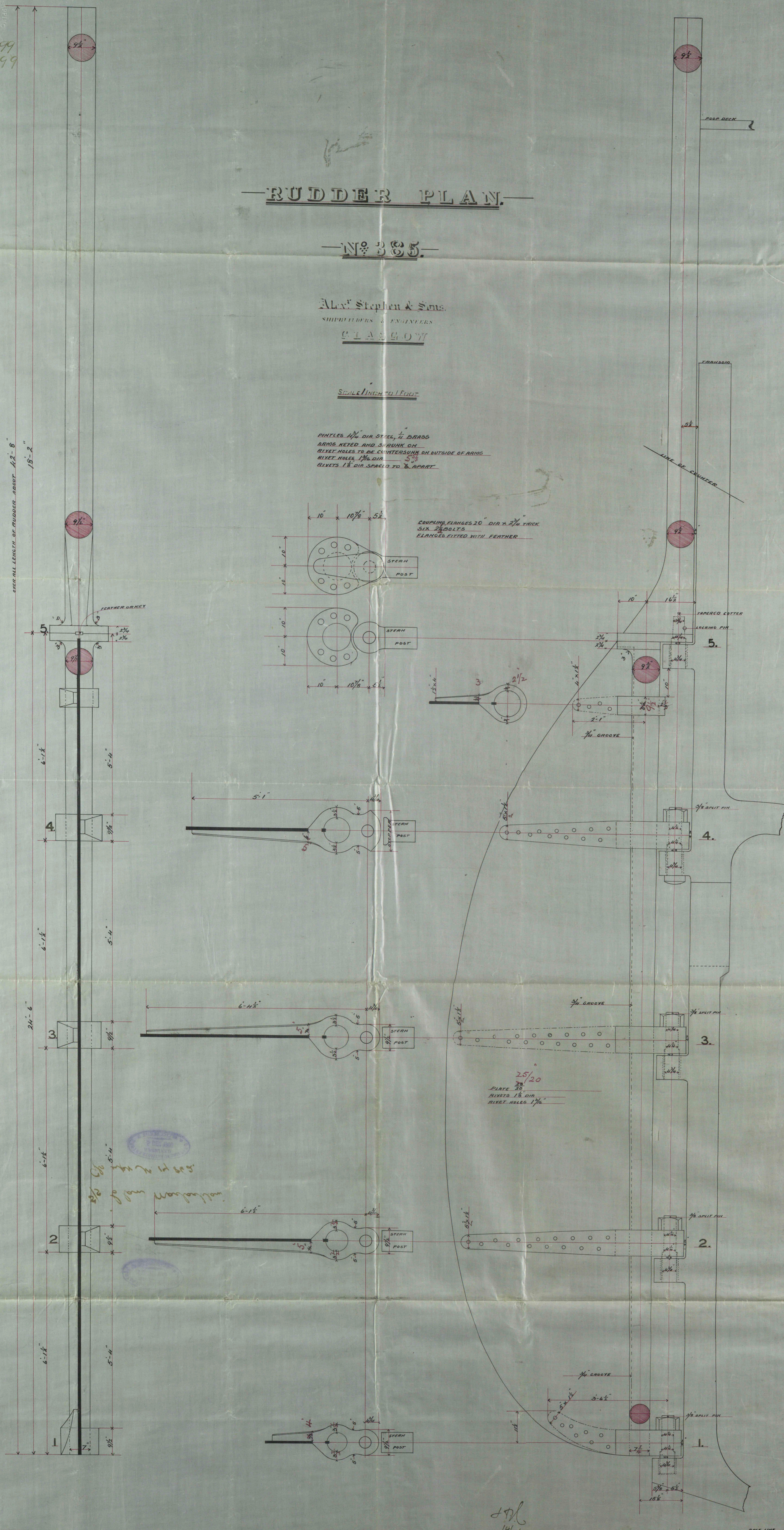
— № 385. —

Alex<sup>r</sup> Stephen & Sons  
SHIPBUILDERS & ENGINEERS  
GLASGOW

SCALE 1 INCH TO 1 FOOT

PINTLES  $1\frac{3}{4}"$  DIA STEEL,  $\frac{1}{4}"$  BRASS  
ARMS KEYED AND SHANK ON  
RIVET HOLES TO BE COUNTERSUNK ON OUTSIDE OF ARMS  
RIVET HOLES  $1\frac{1}{4}"$  DIA  $5\frac{3}{8}"$   
RIVETS  $1\frac{1}{8}"$  DIA SPACED TO 6" APART

COUPLING FLANGES 20" DIA X  $2\frac{3}{4}$ " THICK  
SIX  $2\frac{1}{2}$ " BOLTS  
FLANGES FITTED WITH FEATHER




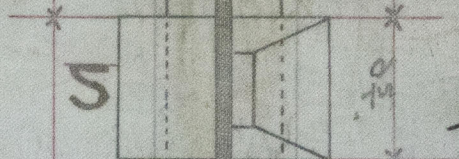
JFL  
14/4/99  
24.4.99

DRAWING NO. 9586 © 2011





385



5/5 to lan MacLachlan

Gls npr N. 14 862.



665287-0014


SCALE 1/16"

PINTLES 1 1/4 DIA 9  
ARMS KEYED AND  
RIVET HOLES TO BE  
RIVET HOLES 1 3/4 DIA  
RIVETS 1 1/2 DIA SPR

ALL LENGTH OF TUBES ABOUT 1/2 - 6

18-2"

2-45



© 2019  
Lloyd's Register  
Foundation