







11/24  
 24 5 98  
 2 1 98

TOTAL NUMBER OF COMMON TUBES	112
" " " STAY "	48
" " " ALL "	160
SURFACE OF ONE TUBE	IN SQ. FT. 5.105
TOTAL TUBE SURFACE	" " " 5816
" FLUE "	" " " 160
" HEATING "	" " " 376
AREA OF FIREGRATE 5' 6" BORN	" " " 24.8
" THROUGH TUBES	" " " 6
" " UPTAKE	" " " 6.25
<b>RATIOS</b>	
HEATING SURFACE TO FIREGRATE	23.5
FIREGRATE TO AREA THROUGH TUBES	5.3
" " " UPTAKE	5.28
WEIGHT OF WATER IN TONS	10.75
" " BOILER " "	" " "
WORKING PRESSURE IN LBS. PER SQ. INCH	80



**DONKEY BOILER**

N<sup>o</sup> 468-100-111

488-9-90.



11/24  
 24 5 98  
 2 1 98




Mult. Steel Donkey Boilers  
by

Sammy & Co  
for


M. Sammy & Bros. No. 614 s-l vessels

80 lbs working pressure.



S. S. Itola No. 616

Glasgow Report No. 18113



s/s. "Itaura" (No. 614) Glc 17607

s/s Itinda (No. 615) - " 17847.

GLS284-0031

Nos 488-9-90  
Donkey Boiler  
Lloyds



© 2021

Lloyd's Register  
Foundation  
GLS284-0031