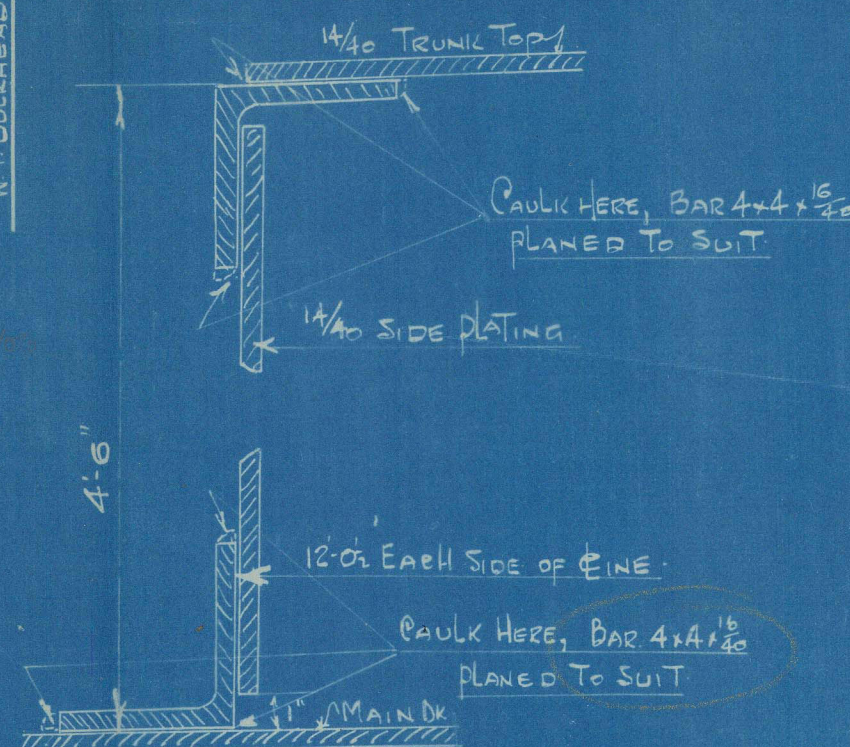
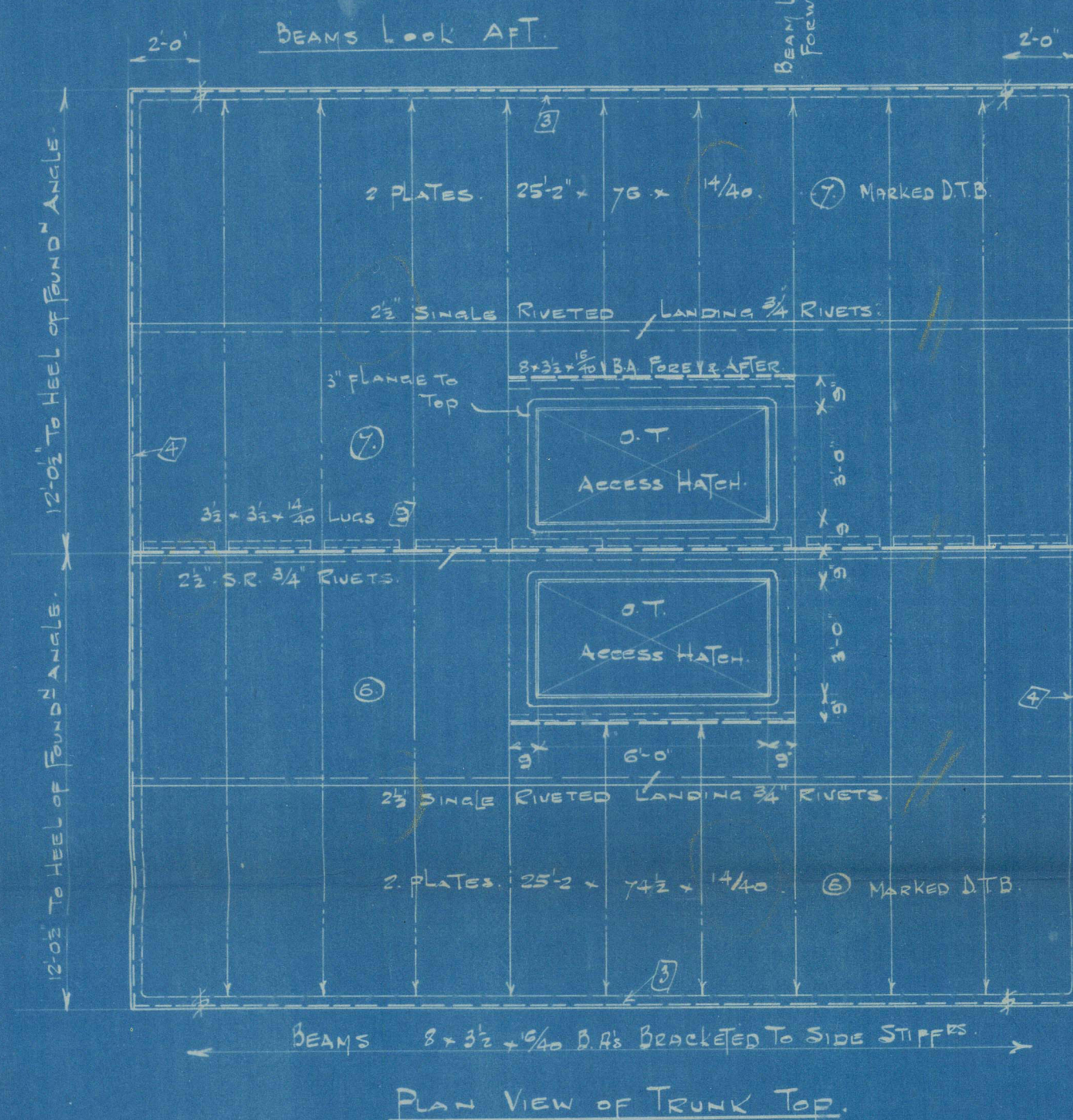

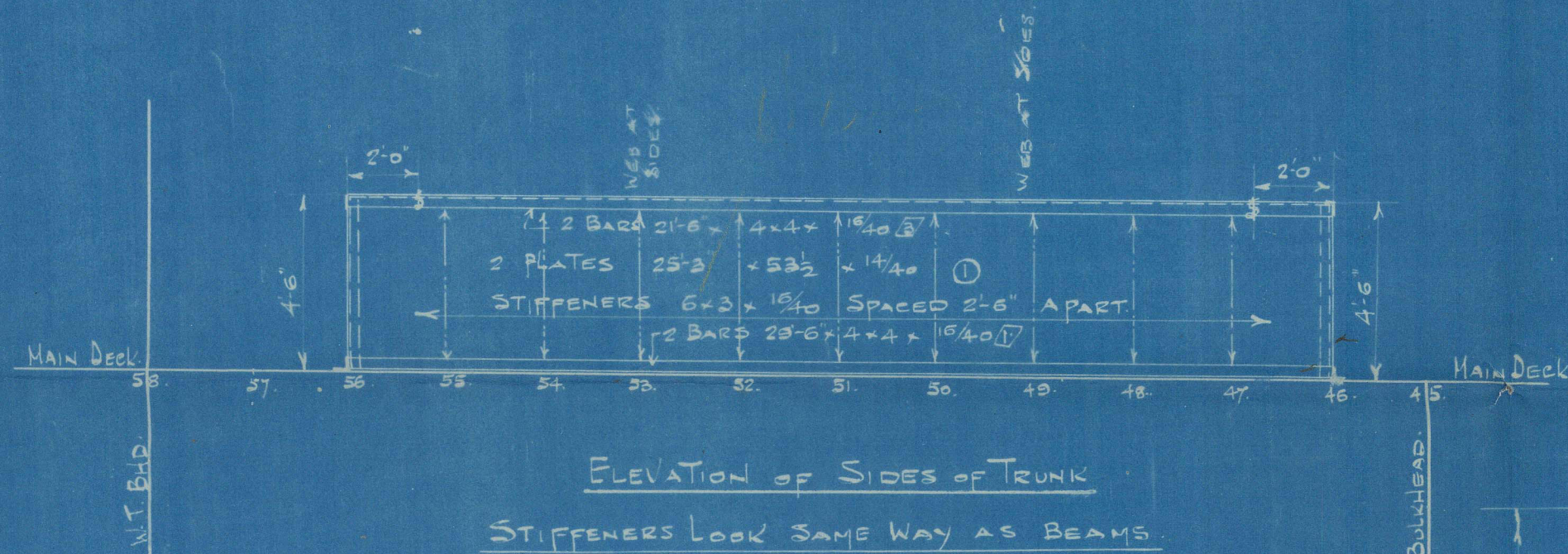


H.M.S. "ABADOL"

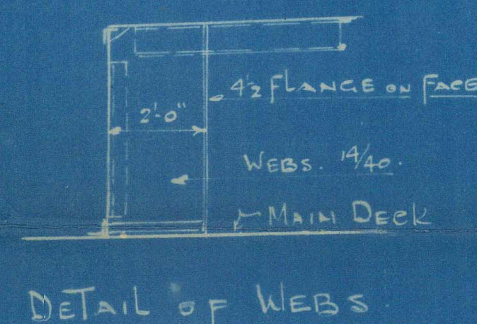
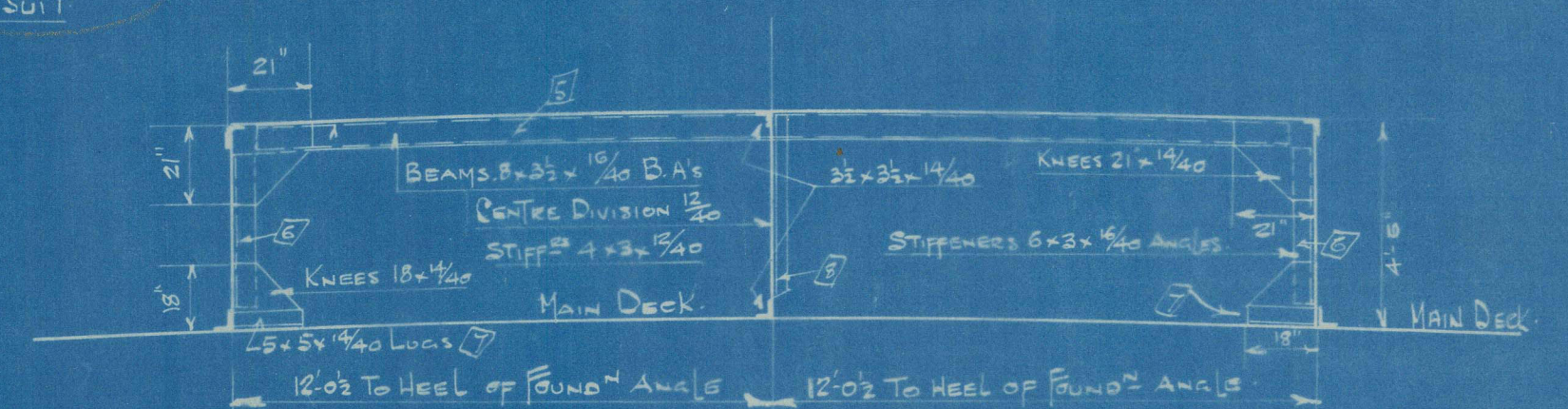
AFTER DEEP TANK (No 6) EXPANSION TRUNK.

26.5.16 SCALE $\frac{1}{4}$ " = 1 FOOT.

LIST OF PLATES					
2 PLATES	DTA	25'-4	59 x 59	1/40	SIDE PLATES
2	"	24'-4	59 x 59	"	END "
1	"	3	25'-4	64 x 64	1/40 CENTRE DIVISION PLATE
1	"	4	10'-0	22 x 22	1/40 STIFFS BRACKETS TOP
1	"	5	10'-0	19 x 19	" " BOTTOM
2	"	DTB	25'-3	74 x 74	" TOP PLATES
2	"	"	25'-3	76 x 76	" " "
2	"	DTA	10'-0	30 x 30	" WEB PLATES




NOTE - Expansion Trunk Top To Have Same Camber as Deck.



RIVETING TABLE					
ITEM	DIA	PITCH	HEAD	HEEL	MATERIAL
FOUNDATION ANGLE BOTH FLANGES	3/4	2 5/8	PAN	FLUSH	IRON
TOP ANGLE	3/4	2 5/8	"	"	"
CORNER ANGLES	3/4	2 5/8	"	"	"
BEAMS TO TOP PLATING	3/4	4	"	"	"
STIFFENERS TO SIDES	3/4	4	"	"	"
STIFFENERS TO CENTRE DIVISION	3/4	4	COMMON	BATT	"
CENTRE DIVISION BOTTOM ANGLE	3/4	3	"	"	"
CENTRE " TOP ANGLE	3/4	3	PAN	FLUSH	"

LIST OF ANGLES					
2 BEAMS	DTA	29'-6	4 x 4	5/8	BOTTOM ANGLE SIDE
2	"	21'-6	"	"	" ENDS
2	"	21'-6	"	"	TOP ANGLE SIDE
2	"	29'-6	"	"	" ENDS
9	"	25'-3	8 x 3 1/2	"	BAS BEAMS
8	"	32'-0	6 x 3	"	STIFFENERS ON SIDES & ENDS
2	"	32'-0	5 x 5	1/20	BRACKET LUGS
2	"	30'-0	4 x 3	1/40	CE. DIVISION STIFFS
1	"	25'-0	3 1/2 x 3 1/2	1/40	LUGS TO TOP PLATING



C.T.
26.5.16

R.F.A. "Abadol"

Expansion Tank over after
Deep Tank.

6-5281-0004

H.M.S. "ABADOL"
after deep tank
expansion tank

