

Steel

As Built
28/1/95

MIDSHIP SECTION

S. S. N° 92

SCALE $\frac{1}{2}$ " = 1 FOOT

Lo Class 100 A1



24.5.94

DIMENSIONS

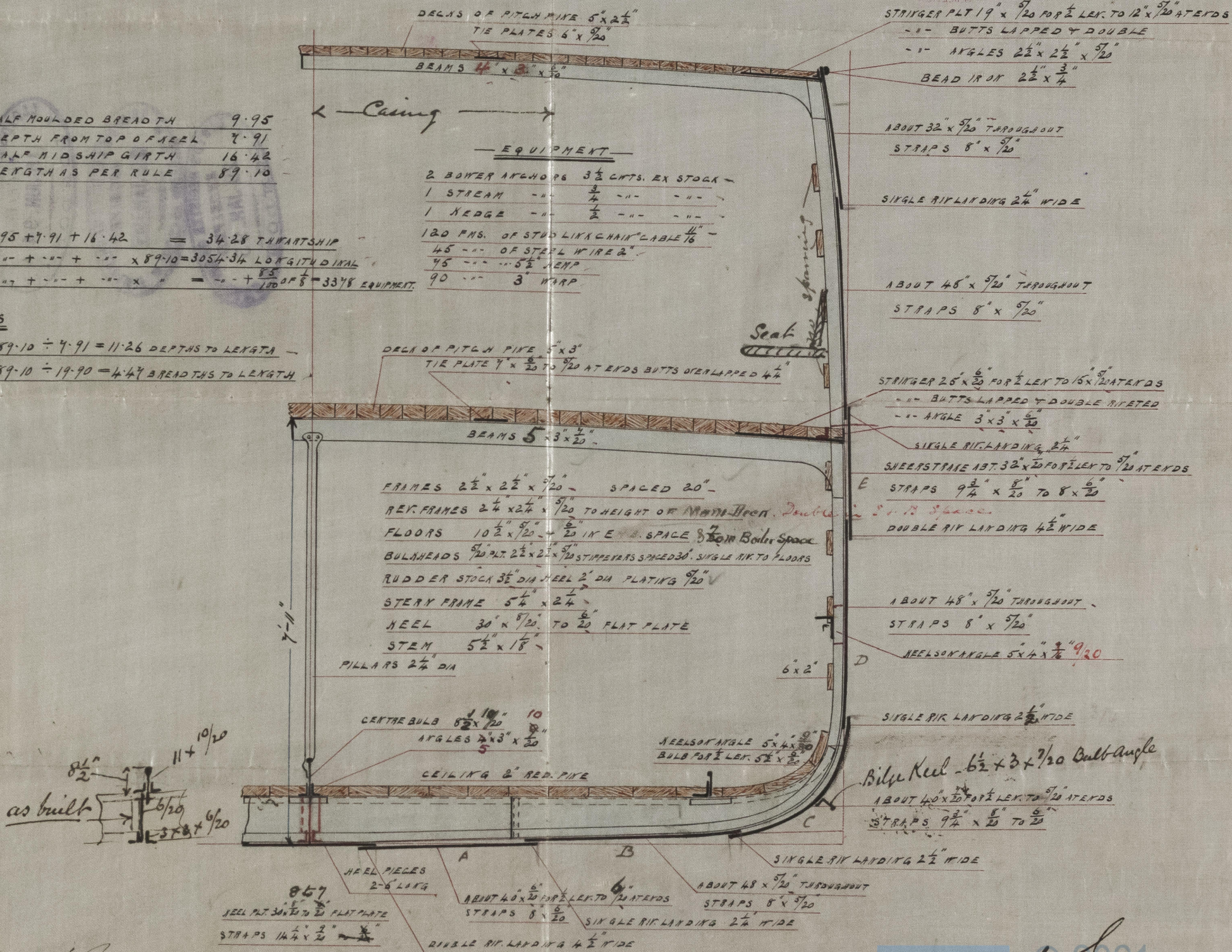
HALF MOULDED BREADTH	9.95
DEPTH FROM TOP OF KEEL	7.91
HALF MIDSHIP GIRTH	16.42
LENGTH AS PER RULE	89.10

NUMERALS

9.95 + 7.91 + 16.42 = 34.28 THWAITSHIP
 34.28 x 89.10 = 3054.34 LONGITUDINAL
 3054.34 x 1.05 = 3207.06 EQUIPMENT

PROPORTIONS

89.10 ÷ 7.91 = 11.26 DEPTHS TO LENGTH
 89.10 ÷ 16.42 = 5.43 BREADTHS TO LENGTH



as built
 8 1/2"
 11" x 10 1/2"
 6 1/2"
 6 1/2" x 7/20"

JBM
 28/5/94



28/1/85
28/1/85

S.S. "Banshee" Glasgow Report No. 13345⁴

لعل



28.1.85



28/1/85
28/1/85

28/1/85
28/1/85



© 2021

Lloyd's Register
Foundation