

23.7.91
4/8/91
29.10.91



162
N^o 163 S.S.

MIDSHIP SECTION

Scale 1/2 IN = 1 FOOT

DIMENSIONS.

LENGTH BET PERPS. 135'-0"
BREADTH M^o 23'-6"
DEPTH M^o 12'-3"

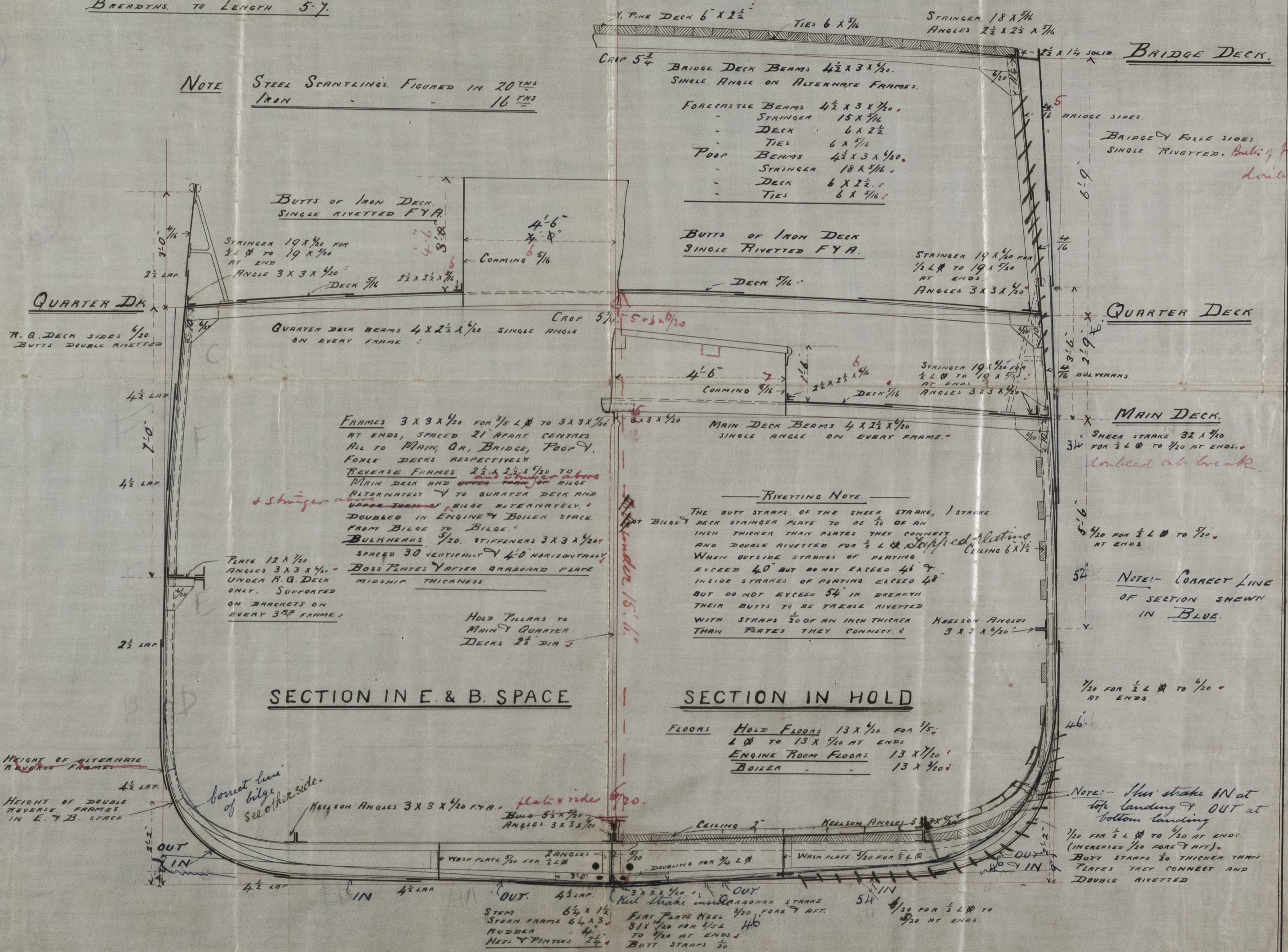
To Class 100 RI LLOYDS
(STEEL)

EQUIPMENT N^o 6740
6833

2 BOWERS 6 1/2 CWT EA.
1 STREAM 2 CWT.
1 HERGE 1 CWT
165 FTS OF 1/8" STUD CHAIN CABLE
45 FTS OF 1/8" STREAM CHAIN
75 FTS OF 7" HEMP TOWLINE 2 1/2" thick was supplied instead
90 FTS OF 5" HAUSER. 2" thick was supplied instead

NUMERALS.
1/2 BEAM 11.75
1/2 GIRTH 22.53 21.62
DEPTH 12.73
46.84 = 1st NUMBER.
46.10
10
46.84 x 133.96 = 6175.55
6270.44 = 2nd N^o
DEPTHS TO LENGTH 10.5
BREADTHS TO LENGTH 5.7

NOTE STEEL SCANTLING FIGURED IN 20 THS
IRON 16 THS






NOTE! - Alterations in blue show.
Ship as built.

Schlesinger Davis
HCo

s/s No 162
Midsection

No 2673



Note

Steel Structure formed in 20 min
Iron 10 min



© 2021

Lloyd's Register
Foundation

6000-542514