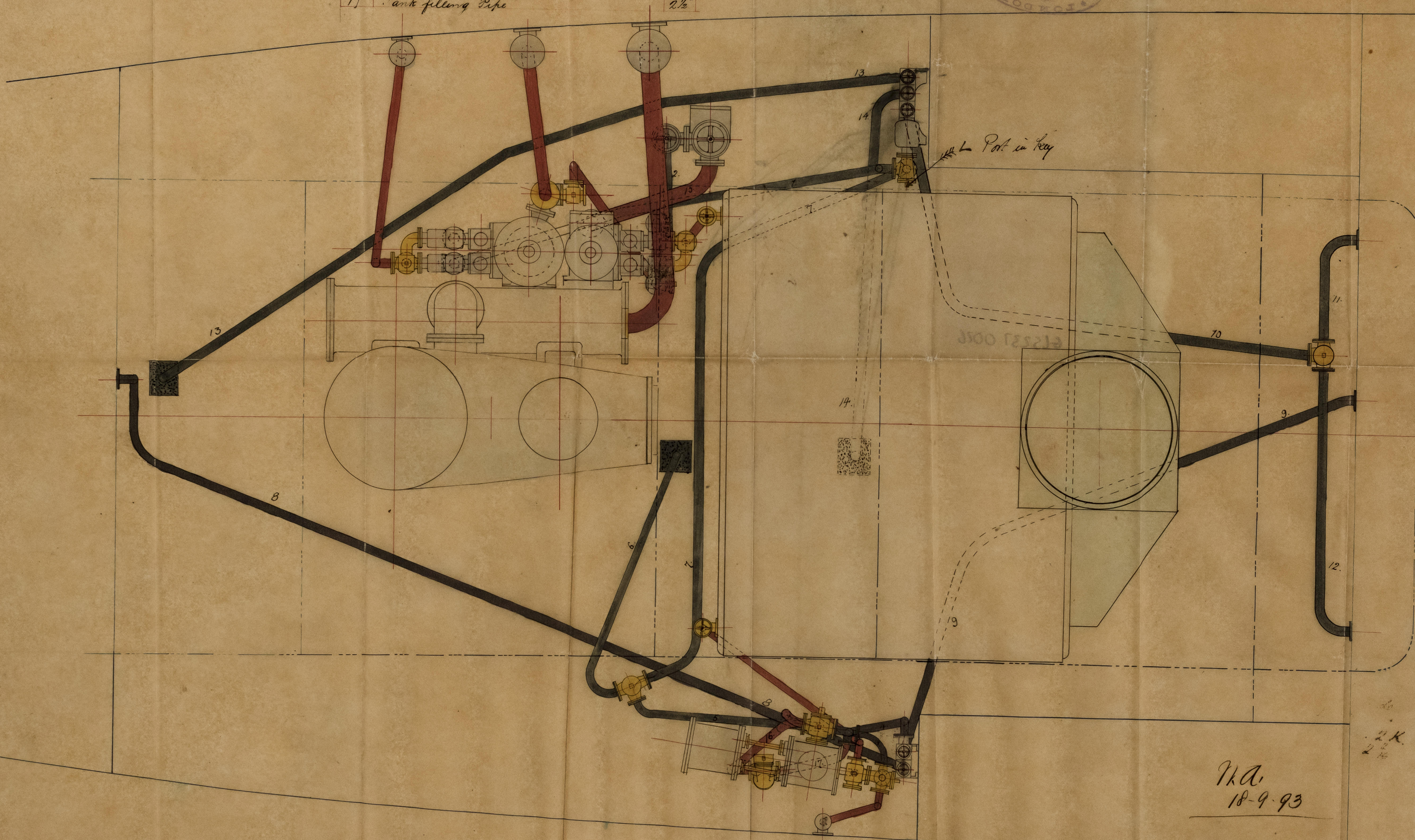


Apr: 18: 9: 93

Ref No	List of Pipes	Bore
1	Bilge pump suction from mudbox	1 1/2"
2	Bilge Injection	3/4"
3	6" Donkey discharge to Tank Chest	1"
4	6" " Suction from " "	2 1/2"
5	6" " " Bilge & mudbox	2 1/2"
6	6" " " Bilge	2 1/2"
7	6" " " Mudbox	2 1/2"
8	Suction from aft tank thro' Tank Chest	2 1/2"
9	" " " " " " "	2 1/2"
10	" " " " " " " "	2 1/2"
11	Suction from fore Bilge Port	2 1/2"
17	Tank filling Pipe	2 1/2"

Ref No	List of Pipes (Continued)	Bore
12	Suction from fore Bilge Star d	2 1/2"
13	Suction from Engine Bilge Port	2 1/2"
14	" " " " " " "	2 1/2"
15	Main Injection	1 1/4"
16	Donkey suction from Sea	2 1/2"


Steam Feed & Discharge Pipes ————— Copper ————
 — Bilge Pipes ————— Lead ————
 — Tank Pipes ————— Lead ————



W.A.
18-9-93

Pumping Plan for Engines No 322/582-3.


SS No 117 (FULLERTON'S)



61537-006

2nd of 1862 (continued)
on 1st of 1862. 2nd of 1862.
2nd of 1862. 2nd of 1862.

Red & discharge paper
very superior to any other
in market



2. *De la*

Lloyd's Register
Foundation

645237-0026