

3. 2. 92.
3. 3. 92.
7. 92.

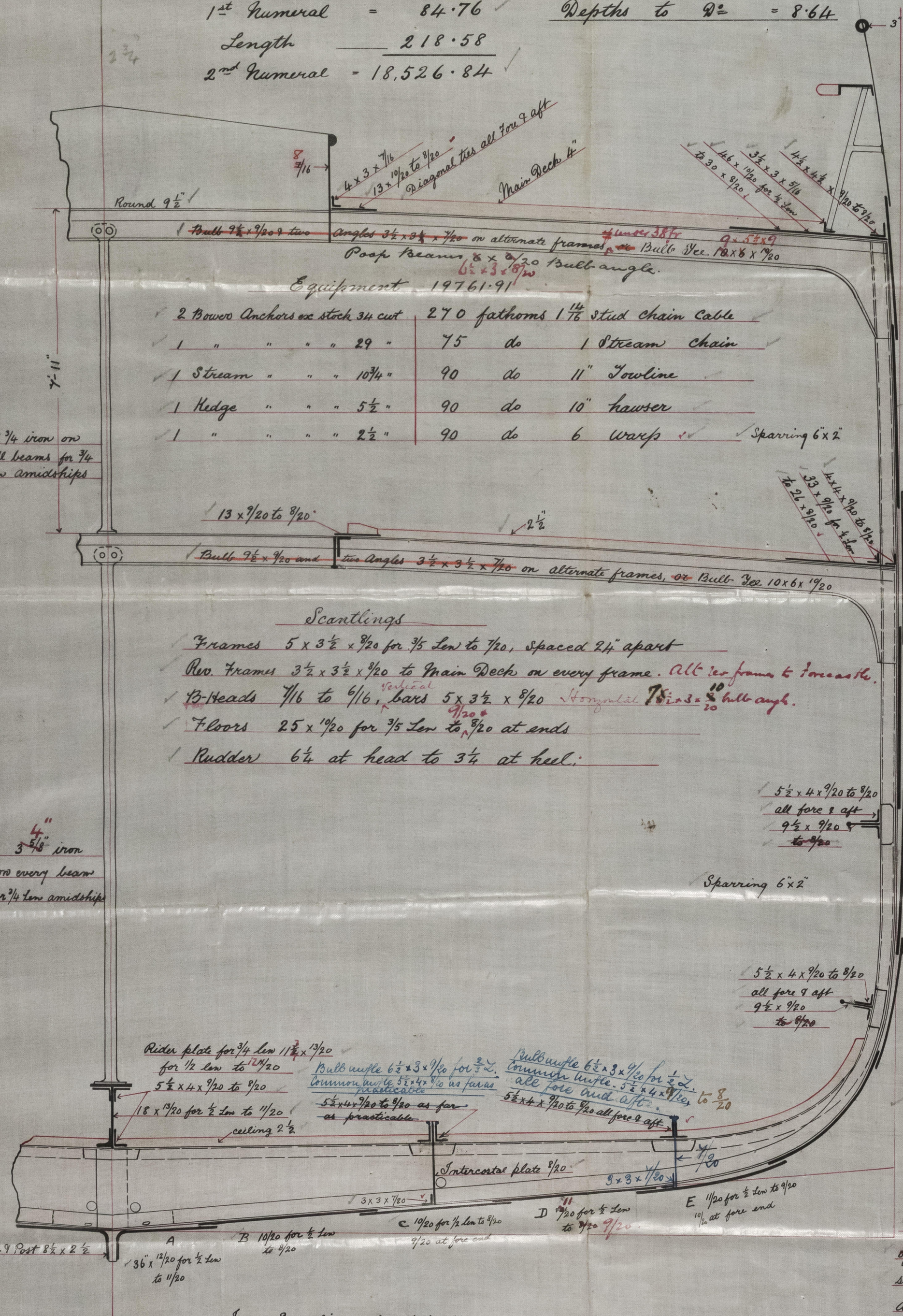
Midship Section Steel Sailing Ship No 8/T

Scale 1/4" = 1 Foot
Class 100 A.I. Lloyds

Lloyds Dimensions 218.58 x 38.5 x 25.29



$\frac{1}{2}$ Breadth	_____	19.25 ✓	<u>Proportions</u> <u>Breadths to Length</u> = 5.67 <u>Depths to 2^d</u> = 8.64
Depth	_____	25.29	
$\frac{1}{2}$ Girth	_____	40.22 ✓	
1 st Numeral	=	84.76 ✓	
Length	_____	218.58	
2 nd Numeral	=	18,526.84 ✓	



3' hollow

Poof & Tackle side plating 9/20

N 5/16

Sheer Strake

M. 42" x 10/20 for 1/2 Len to 9/20 at aft end

12/20 at fore end

Sheer Strake to be 14/20 for 2/3 L unidships

L 10/20 for 1/2 Len to 9/20

K 10/20 for 1/2 Len to 9/20 9/20 at fore end

I 10/20 for 1/2 Len to 9/20

H 10/20 for 1/2 Len to 9/20 10/20 at fore end

G 11/20 for 1/2 Len to 9/20 10/20 at fore end

F 11/20 for 1/2 Len to 9/20

Iron Scantlings in sixteenths
Steel " " twentieths

Rivetting


Butt straps of the Sheer Strake, 3 straps of bilge plating & the remaining outside strakes of plating to be treble riveted for 1/2 Len amidships with straps 3/40 thicker than their plates. Main Deck Stringer butts lapped 9" and treble riveted throughout.

Treble riveted for 1/2 Len amidships, double riveted at ends. Butts of Lower Deck Stringer plates lapped 5" & double riveted. Outside strakes of shell which exceed 40" & inside strakes which exceed 48" to be treble riveted and straps to be increased 1/20 in thickness in addition to requirements of Part 4. See 20

29/1/92
J.L.
1.2.92

Ship "Yola" Glasgow Report No.

GLS229-0177

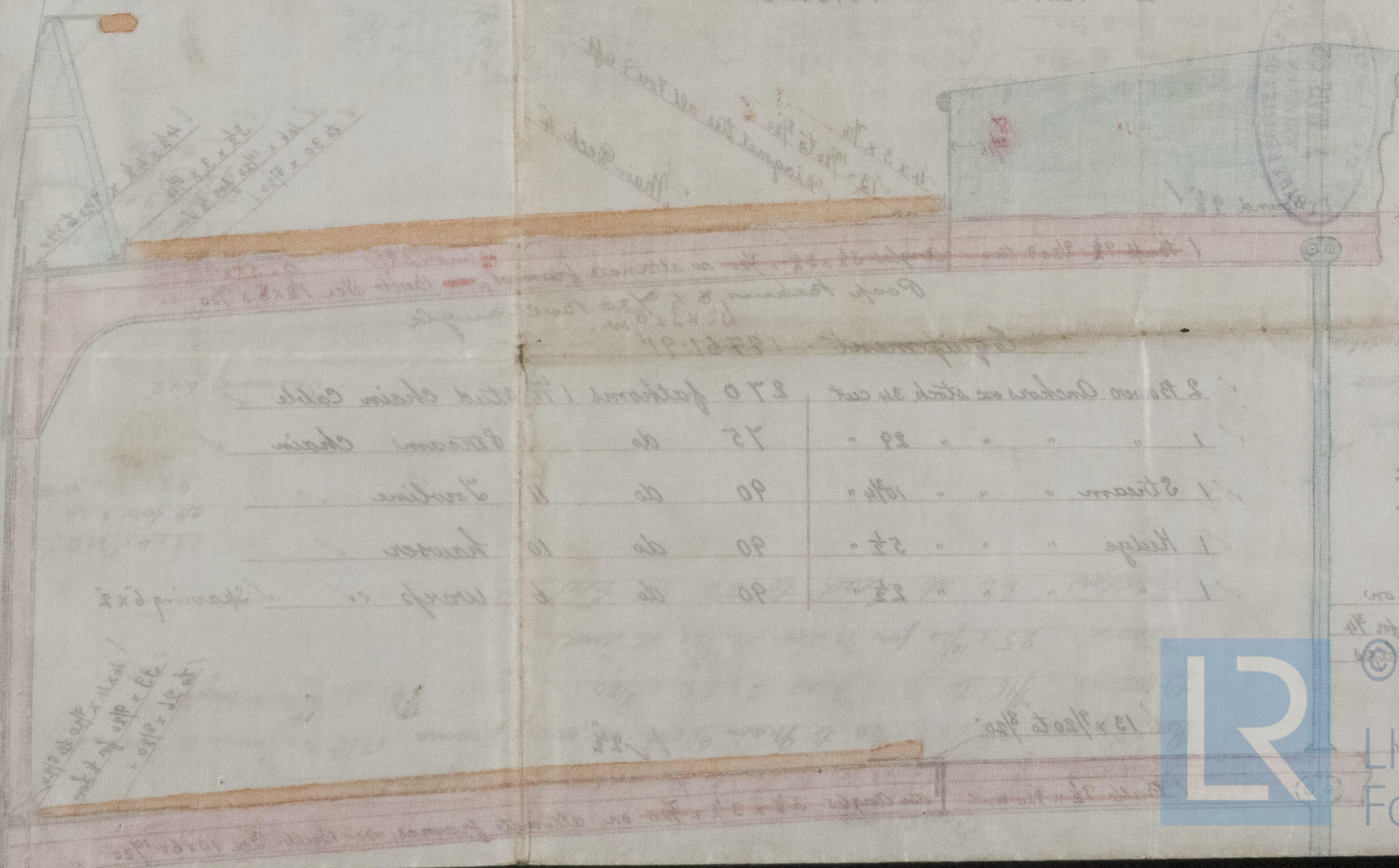


Ship Building Section
Steel Building Ship

Scale 1" = 1 foot
Class 100 A1 Lloyd's


Length 182' 0" x 28' 0" x 22' 0"

1st Beam	19' 2"
2nd Beam	25' 2"
3rd Beam	20' 2"
4th Beam	24' 7"
5th Beam	21' 8"
6th Beam	18' 2" x 24' 8"



0177

0177



© 2021 Lloyd's Register Foundation