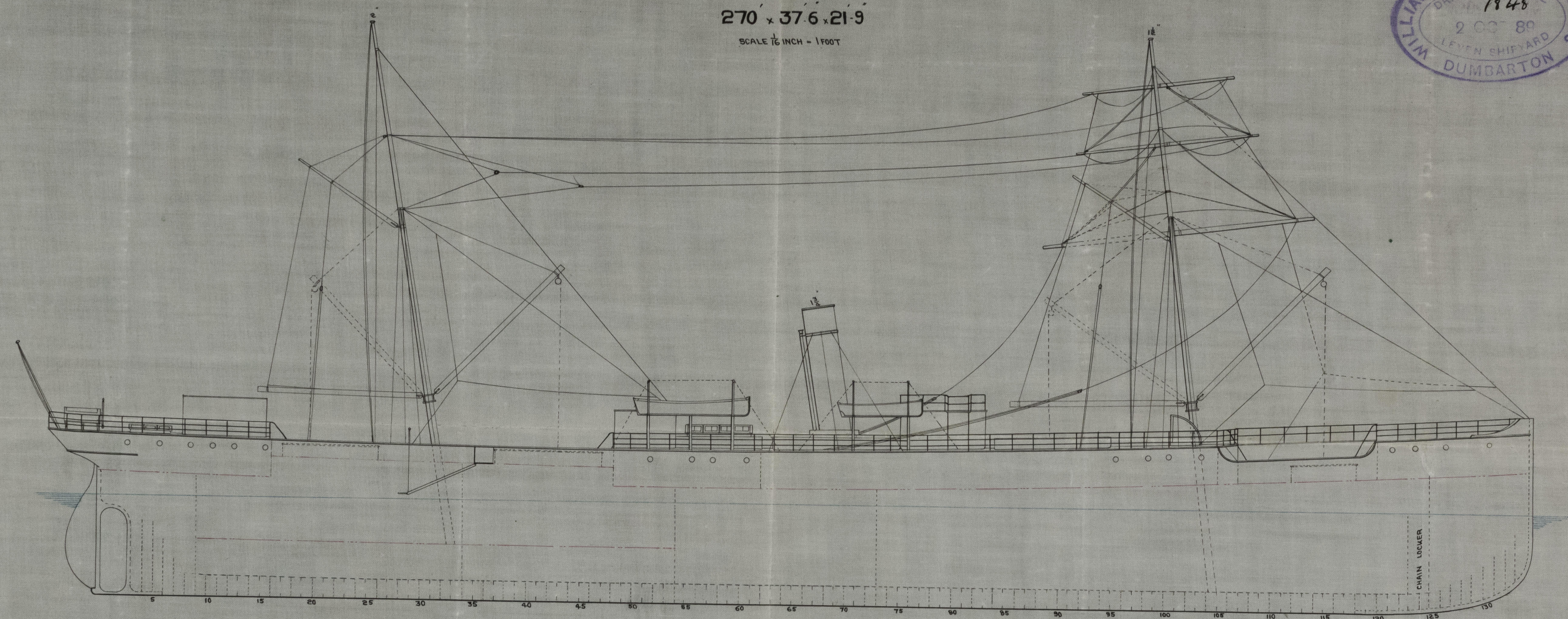



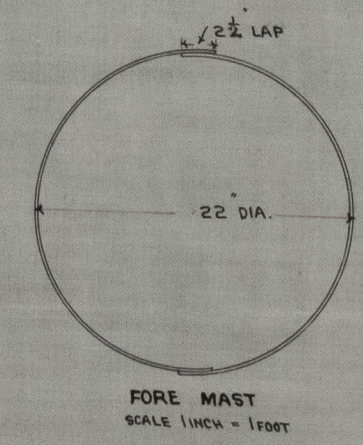


MON 17 OCT 89

RIGGING PLAN
S. S. N° 435
270' x 37'6" x 21'9"
SCALE 1/8" INCH = 1 FOOT



POLE MASTS DIMENSIONS OF MASTS (STEEL)				
FORE MAST LENGTH OVERALL	98.6	HEEL	17 DIA.	6/20 THICK
" HOUSED	27.9	}	PARTNERS	22 DIA.
" DECK TO HOUNDS	42.0		CAP	14 1/2 DIA.
FORE TOP MAST	28.9		HEAD	5 1/2 DIA.
MAIN MAST LENGTH OVERALL	94.0	HEEL	16 DIA.	6/20
" HOUSED	16.5	}	PARTNERS	20 DIA.
" DECK TO HOUNDS	47.4		CAP	13 1/2 DIA.
MAIN TOP MAST	30.3		HEAD	5 1/2 DIA.



See letter 7/10/89 R.

NOTE - MASTS DOUBLED IN WAY OF PARTNERS
EDGE LAPS SINGLE RIVETED
DOUBLE RIVETED BUTTSTRAPS BELOW PARTNERS - 1/20 THICKER
TREBLE " ABOVE " 20 " TOPMAST 20 THICKER
Heels of masts to be efficiently strengthened.

415218-019

6525218-0119