

17220
No 4-08

Let. 23/12/87

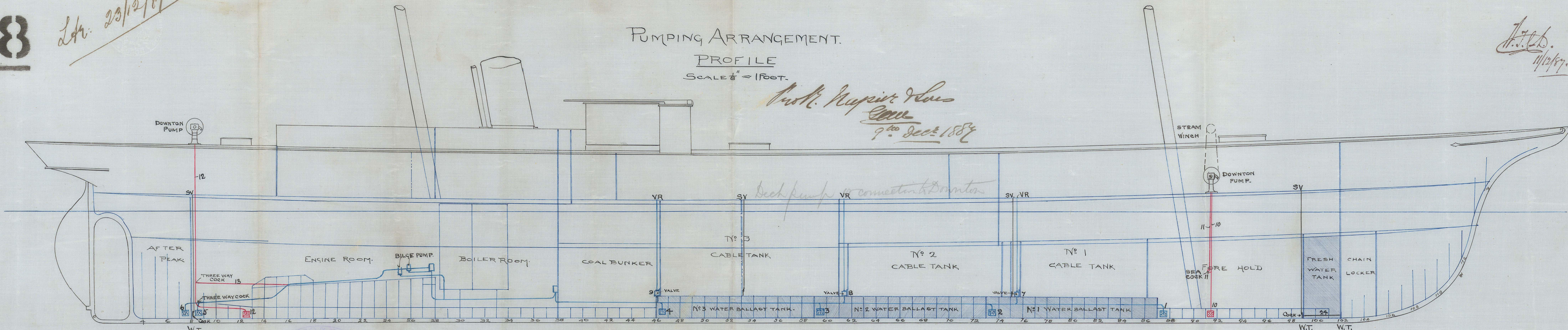
PUMPING ARRANGEMENT.

PROFILE

SCALE 1/8" = 1 FOOT.

*Wm. Napier & Sons
Glasgow
9th Decr 1887*

*Wm. Napier & Sons
11/12/87*

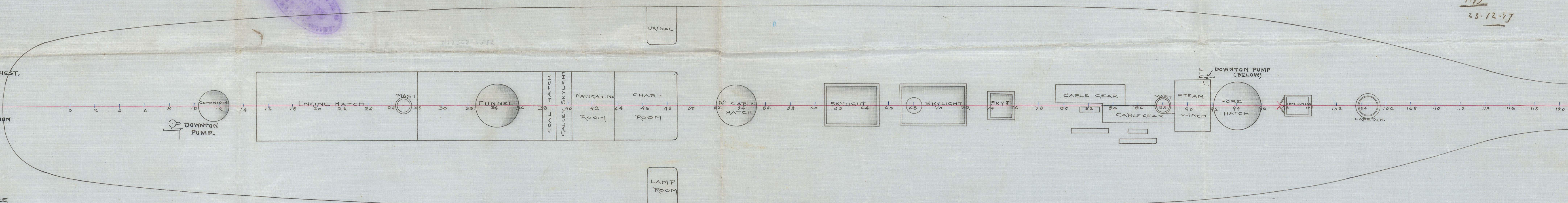


DESCRIPTION

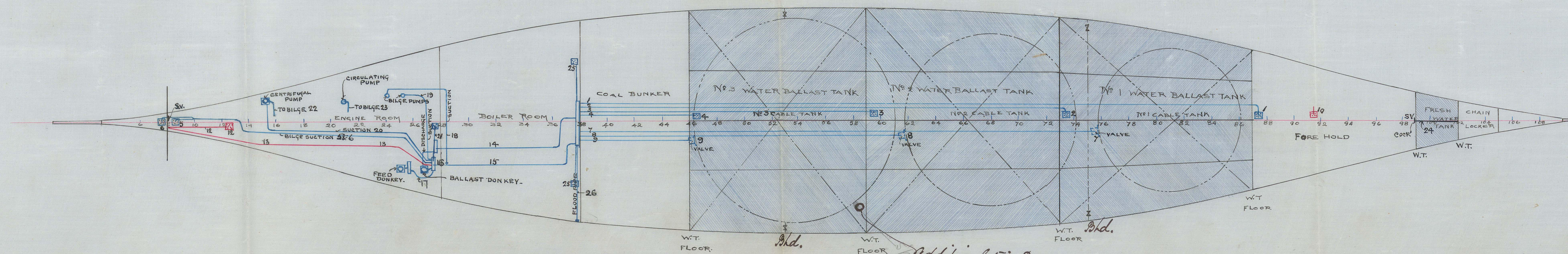
1. SUCTION FROM FORE HOLD
2. " " N° 1 WATER BALLAST TANK
3. " " N° 2 " " "
4. " " N° 3 " " "
5. " " AFTER END ENGINE ROOM
6. " " PEAK
7. " " N° 1 CABLE TANK
8. " " N° 2 " " "
9. " " N° 3 " " "
10. DOWNTOWN SUCTION FROM FORE HOLD
11. " " " " SEA
12. AFTER " " " ENGINE ROOM
13. " " " " ENGINE " SEACHEST.
14. BALLAST DISCHARGE
15. " SUCTION
16. " " BILGE SUCTION
17. PIPE BETWEEN FEED DONKEY & BALLAST SUCTION
18. ENGINE ROOM BILGE SUCTION
19. " " " " "
20. CENTRIFUGAL SUCTION
21. SUCTION FROM ENGINE ROOM BILGE
22. CENTRIFUGAL BILGE SUCTION
23. CIRCULATING PUMP BILGE SUCTION
24. PIPE BETWEEN PEAK BULKHEAD & SLUICE
25. STOKHOLE BILGE SUCTIONS
26. FLOOD PIPE TO CHEST IN STOKHOLE.

S.V. = SLUICE VALVES
V.R. = VALVE RODS
W.T. = WATERTIGHT BULKHEADS.

AWNINGS DECK PLAN



HOLD PLAN




GLS 208-0225

JANUARY



MAIN DECK PLAN



© 2021

Lloyd's Register
Foundation