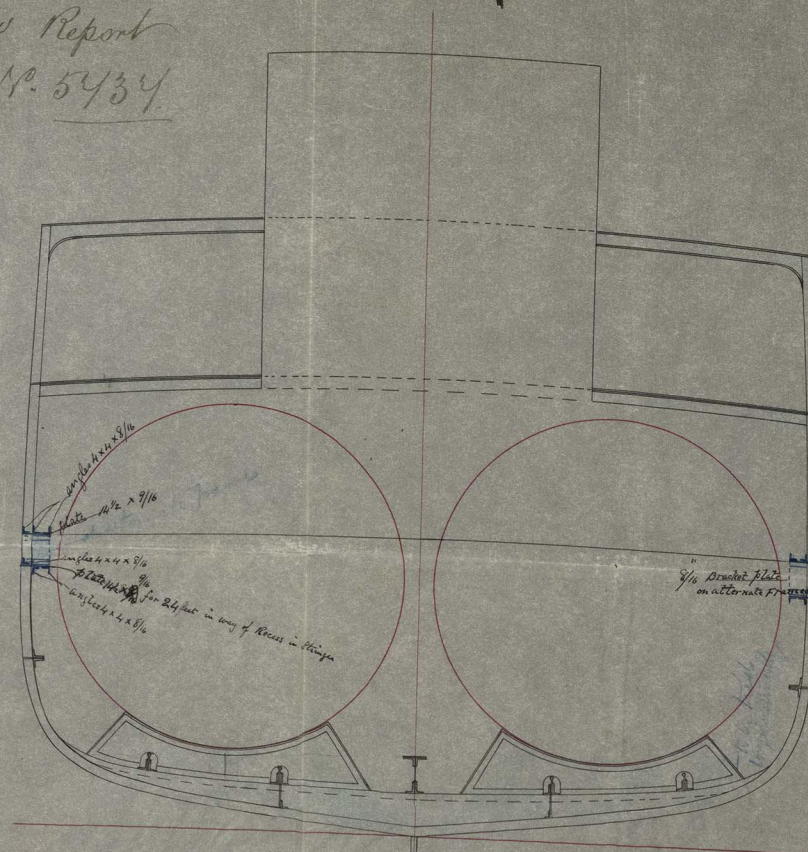
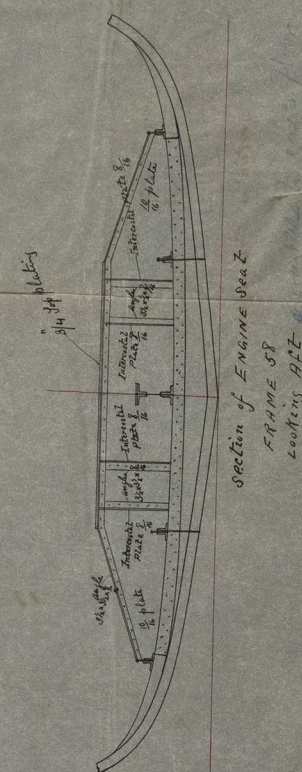


COPY ID RC  
N<sup>o</sup> 767




A hand-drawn plan of a steam locomotive boiler, oriented horizontally. The drawing is divided into two main sections: "ENGINE SPACE" on the left and "BOILER SPACE" on the right. A central horizontal line represents the boiler's centerline. Below this line, there are two rectangular boxes labeled "coal hatch". Above the centerline, there are several vertical lines and a small rectangular box labeled "P.W. 1/2\"/>

UPPER DECK PLAN

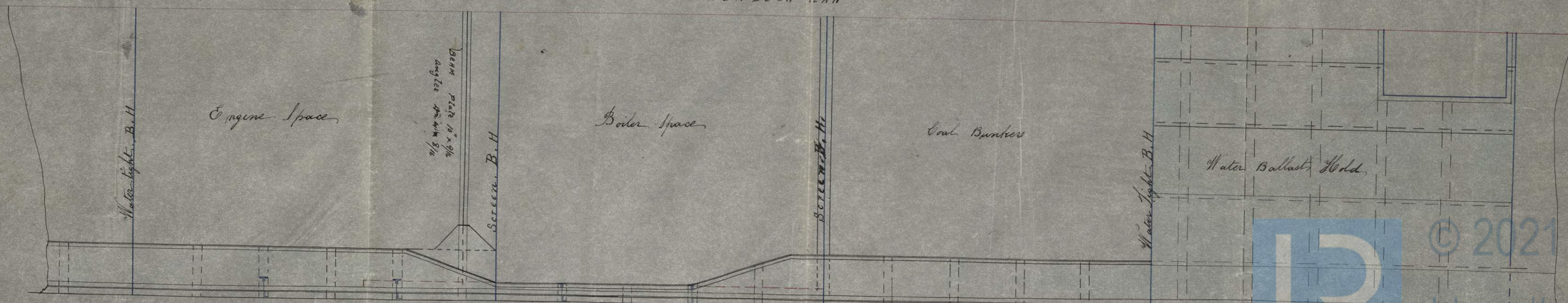


tion of ENGINE SEAT  
FRAME 58  
LOOKING ATZ

MAIN DECK PLAN



LOWER DECK PLAN



Sketch of Engine and boiler spaces.

SCALE  $\frac{1}{4}$  INCH = 1 FT

№117

GL3191-0039

© 2021

DOBIE & CO.,  
SHIPBUILDERS,  
GOVAN.

GLASGOW  
27/10/81