



6.5.98

Steel Main Mast

Length Extreme 42.9'

Deck to Hounds 41.2



Mast Plan S.S. No 142

Scales
Lengths 1/2" = 1 ft
Diameters 1/2" = 1"

Double rivetted laps 6 1/2", 5/8" rivets, Not caulked except in way of Deck
Double rivetted Straps in way of Doubling 12", 5/8" rivets
Doublings at Heel, Deck & Head
Sotmarks of Pitch Pine

Outside Diameters

	Heel	Deck	Head
Main Mast	15 3/8"	16"	10"
Fore Mast	13"	16"	10"

Steel Fore Mast

Heel to Deck 18.1'


Deck to Hounds 41.2

Length Extreme 59.3



Doubling
Aff.

A. out
13 in



5/8" Rivets Butts & Edges
3/8" Rivets

A. out
Forward



4/5/98

Section at Partners
Both Masts
Scale 2" = 1 foot