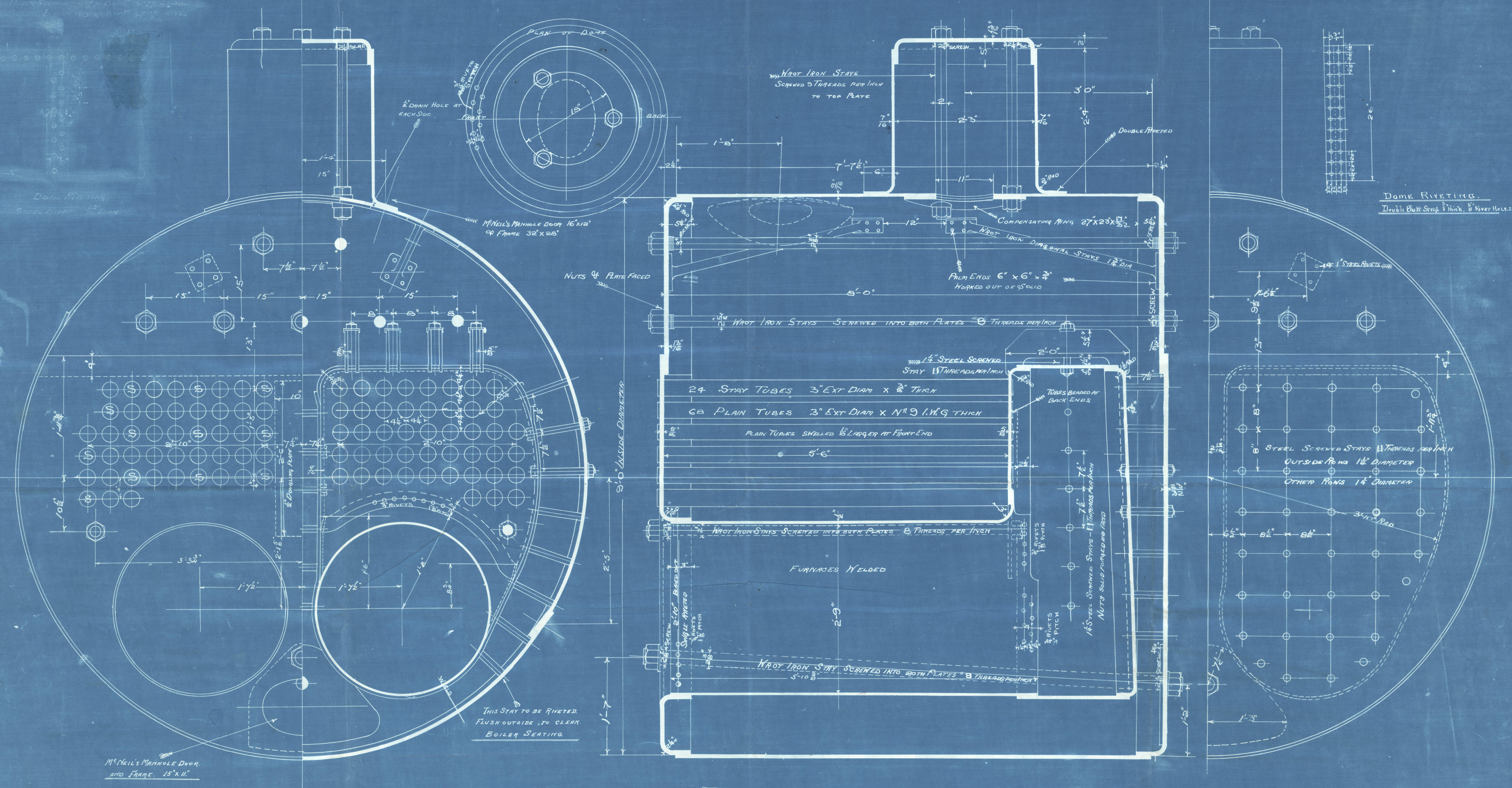


Top Seams
Plate Seams with Buff with 1/2 inch
Double Butt 1/2 inch thick 5/8 Rivet Holes

Dome Riveting
Steel Rivets 1/2 inch



DOME RIVETING.
Double Butt Strap 1/2 inch thick 5/8 Rivet Holes.

McNeil's Manhole Door
and Frame. 15" x 11"

THIS STAY TO BE RIVETED
FLUSH OUTSIDE TO CLEAR
BOILER SEATING.

HEATING SURFACE

TUBES	394	Sq. Ft.
Comb. Chams.	81	"
FURNACES	49	"
TOTAL	524	"

GRATE AREA. 22 Sq. Ft.
FIRE BRGS 4'-0" LONG.

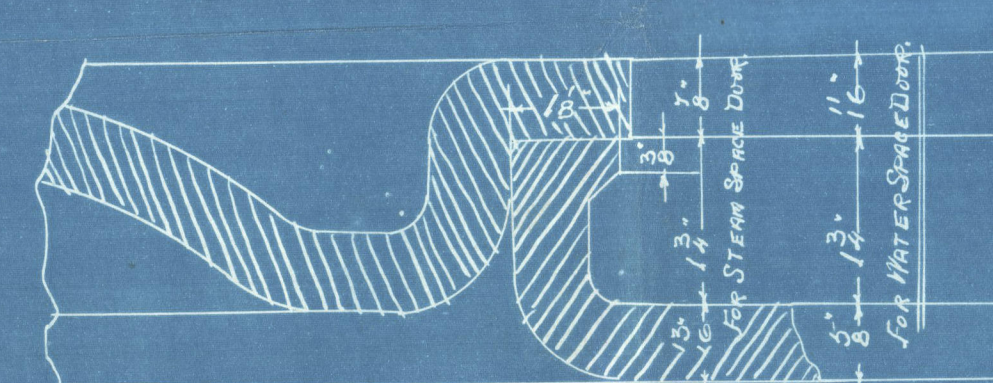
TUBE AREA - 3.3 Sq. Ft.

STEAM SPACE

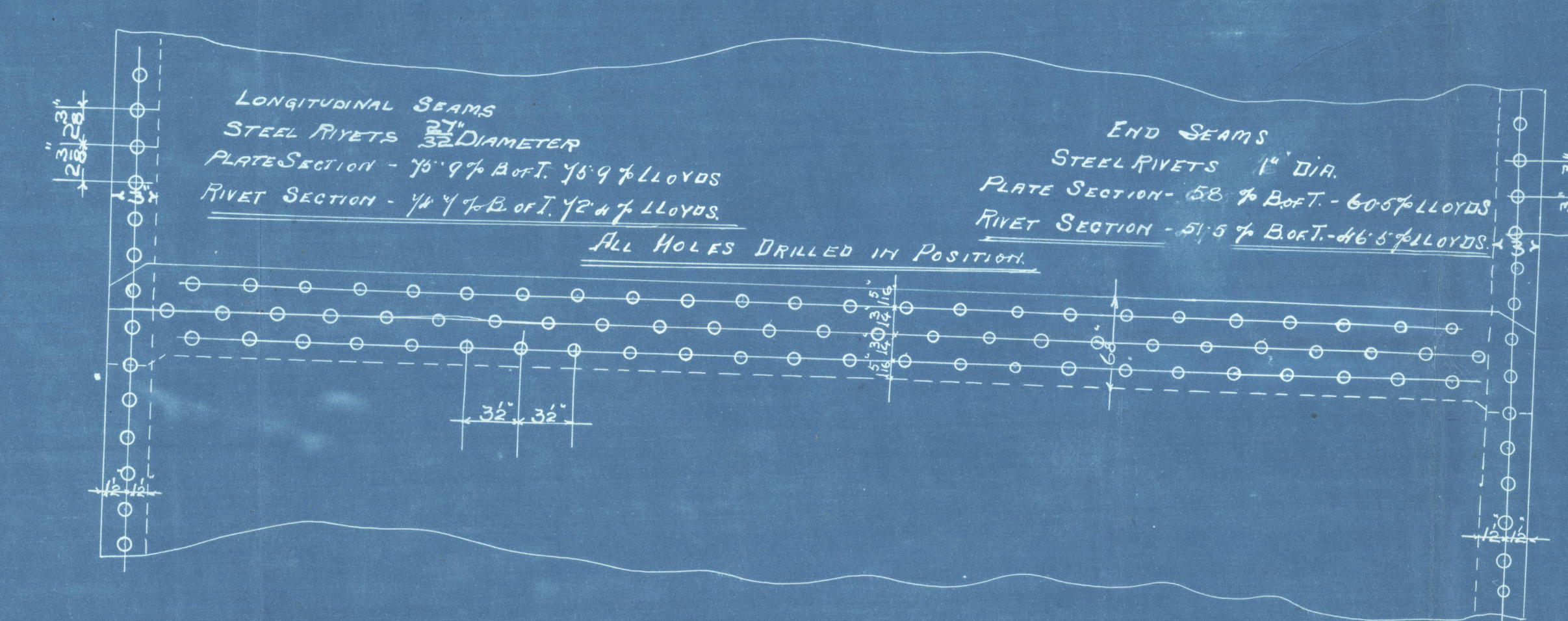
BOILER	84	CUB. FT.
DOVE	9.5	"
TOTAL	96.5	"

WORKING PRESSURE - 85 LBS. PER SQ. IN.
TESTING PRESSURE - 110 LBS. PER SQ. IN.

TO BE CONSTRUCTED OF SIEMENS MILD.
STEEL TO LLOYD'S AND BOARD OF
TRADE REQUIREMENTS.



DETAIL OF McNEIL'S PATENT MANHOLE
DOOR AND FRAME HALF SIZE.



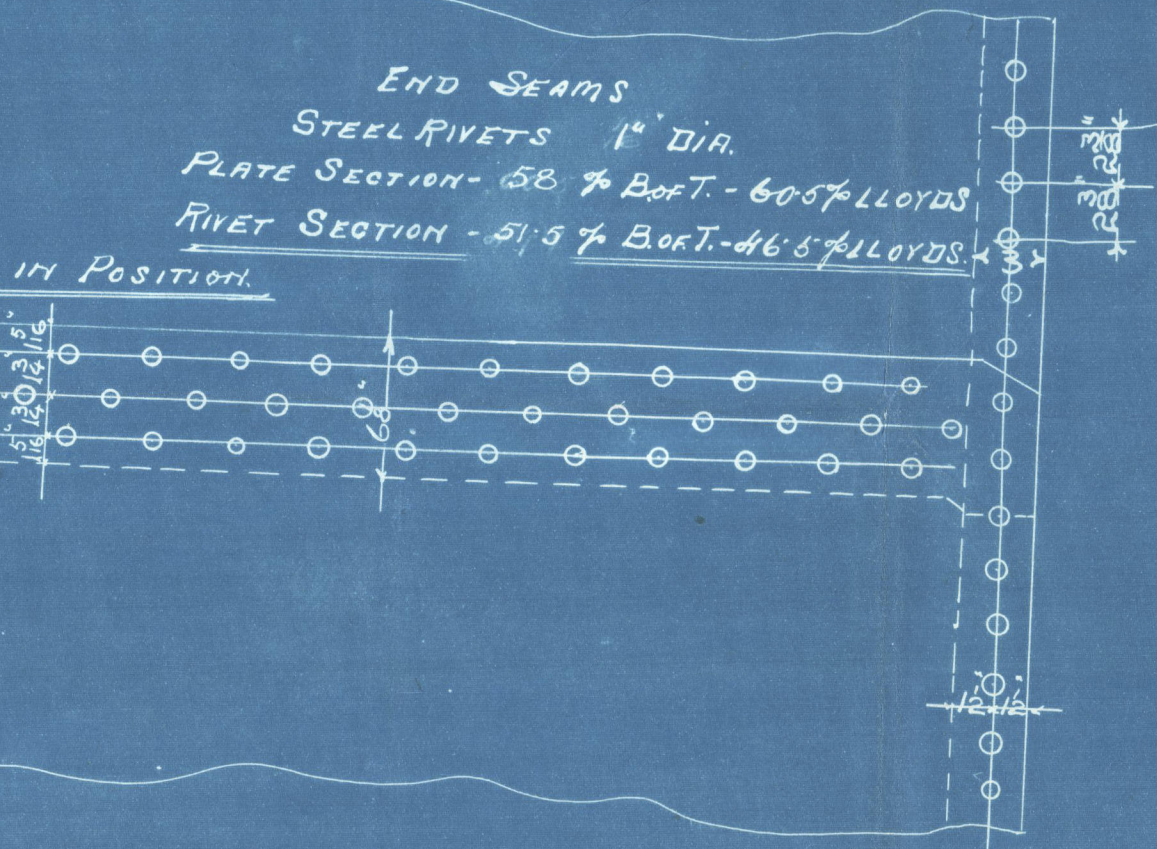
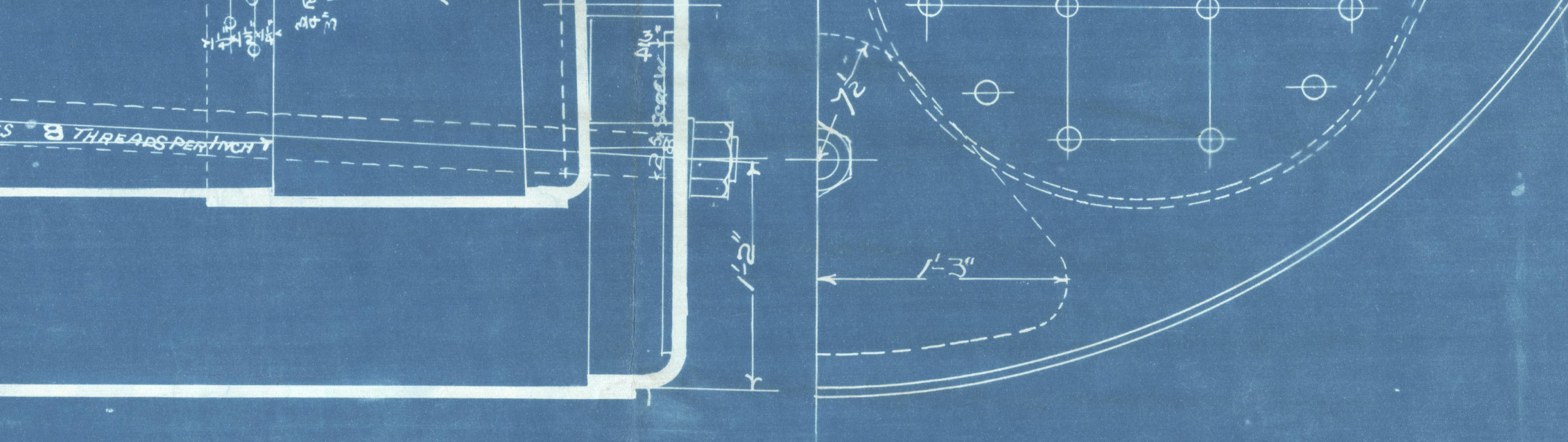
DONKEY BOILER No. 331

SCALE 1/2" = 1 FOOT

Ind
30/3/95


DRAWING OFFICE,
DUNDEE FOUNDRY,
FROM
MESSRS GOURLAY BROTHERS & CO.,
FOR
Lloyd's Register
Amended 1905
DUN 123-0335(212)

DUN 123-0335(112)



DONKEY BOILER N^o331

SCALE 1 1/2" = 1 FOOT



© 2021
Lloyd's Register
Foundation

DUN123-0335(1/2)

Goulday Bros & Co
Souley Boiler
No 331

Amended tracing

No 163 J. B.
Sardinia

Dundee Report
No 6115

DUN123-0335 (1/2)

15.189 5
& CO.,
STEEL
5(2/2)



© 2021

Lloyd's Register
Foundation