


THU 1 AUG 89
 THU 13 AUG 89
 MON 13 FEB 90
 TUE 13 FEB 90
 ENGINEERS
 & SHIPBUILDERS
 CAMPERDOWN BRITANNIA
 DUNDEE

— Amended —
 — S. S. N^o 143. —
 — MIDSHIP SECTION. —
 — SCALE $\frac{1}{2}$ = 1 FOOT —
 — CLASS 100 A —

S. S. "Hirondelle"
 Report No. 5381



27/7/89
 Alternate Reverse Height in way of fore-castle
 N 45' x 7/16" at aft end double riveted butts
 2 1/2" Landing
 strengthened at break
 M 44 1/2' x 7/16" at aft end iron double riveted butts
 3" Landing
 Long Reverse Height
 L Sheersake 10' x 13/16" to 19/16" iron increased 1/2" for 3/5 length in line of doubling below stringer
 6" Landing
 H 47' x 10/16" to 8/16" iron increased 1/2" for 3 length in line of doubling of sheersake
 5 1/4" Landing
 Alternate Reverse Height
 I 39' x 7/16" to 9/16" iron Butts riveted for 2' length
 5 1/4" Landing
 H 47' x 10/16" to 8/16" iron
 5 1/4" Landing
 Double Reverse in C & B Space
 G 41' x 3/4" to 7/20" iron
 5 1/4" Landing
 F 41' x 10/20" to 8/20" iron
 Rolling Head on plate 9' x 7/16" iron angles 3 1/2' x 3' x 7/16" iron
 5 1/4" Landing
 E 53' x 7/20" to 8/20" iron
 5 1/4" Landing
 Butts treble riveted for 2' length
 Butts straps 20" thicker where butted for 2' length
 Butts straps 20" thicker where butted for 2' length
 Butts straps 20" thicker where butted for 2' length

Equipment 1/619
 Lloyd's Equipment 1/619
 1 Bower anchor 27 1/2" cast ex stock
 1 Stream 8 1/2" cast ex stock
 1 Hodge 4 1/2"
 240 Fathoms 1 1/2" stud chain cable
 75 1 1/2" chain or 4" wire rope
 90 11" Hemp or 3 1/2"
 90 9" Hawser
 90 4 1/2" Warps




NOTE: Iron thicknesses in 16th Steel

31/7/89
 DUNDEE - 0342

Amended
Midship Section
of
S.S. No. 143.
Gowlay Bros. & Co.
Dundee
Report No. 5381
S. S. "Hirondelle"

DUN114-0342

17-11



© 2020

Lloyd's Register
Foundation