

30.11.93
14.12.93

N^o 227-8

312 B.P. x 40 0 x 26 2 M^{LD}

MIDSHIP SECTION

CLASS 100 A1 AT LLOYDS 3 DECK RULE STEEL


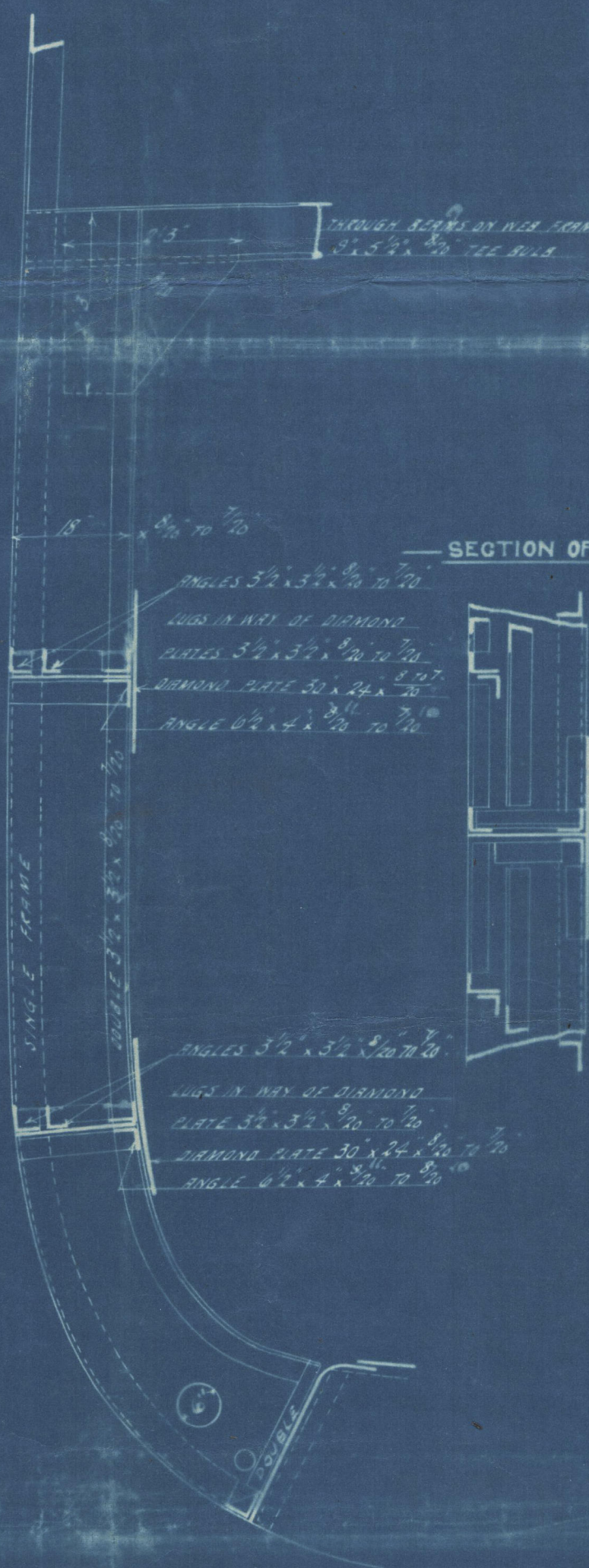
SCALE 1/2 INCH = ONE FOOT

C. J. Glen Ross
Brew Rept N^o 604

30.11.93
14.12.93

Top Arrangement of Shell Plating Rec. Arrangement

SECTION IN WAY OF WEB FRAMES
SPACE 6 FRAME SPACES APART



LOTUS NUMBERS

| | |
|----------|--------|
| 1" BEAM | 14.57 |
| 2" BEAM | 20.00 |
| 3" BEAM | 26.84 |
| 4" BEAM | 34.83 |
| 5" BEAM | 44.00 |
| 6" BEAM | 54.33 |
| 7" BEAM | 65.84 |
| 8" BEAM | 78.50 |
| 9" BEAM | 92.33 |
| 10" BEAM | 107.34 |

EQUIPMENT NUMBERS

| | | | |
|----------|--------|-----------------|----------|
| 1" BEAM | 28.00 | 28.83 x 310.33 | 27876.84 |
| 2" BEAM | 40.00 | 40.83 x 310.33 | 12711.00 |
| 3" BEAM | 52.00 | 52.83 x 310.33 | 16511.84 |
| 4" BEAM | 64.00 | 64.83 x 310.33 | 20261.84 |
| 5" BEAM | 76.00 | 76.83 x 310.33 | 23961.84 |
| 6" BEAM | 88.00 | 88.83 x 310.33 | 27611.84 |
| 7" BEAM | 100.00 | 100.83 x 310.33 | 31211.84 |
| 8" BEAM | 112.00 | 112.83 x 310.33 | 34811.84 |
| 9" BEAM | 124.00 | 124.83 x 310.33 | 38411.84 |
| 10" BEAM | 136.00 | 136.83 x 310.33 | 42011.84 |

EQUIPMENT

| | | |
|----------|----|---------------|
| 1" BEAM | 34 | CHT. IN STOCK |
| 2" BEAM | 32 | |
| 3" BEAM | 30 | |
| 4" BEAM | 28 | |
| 5" BEAM | 26 | |
| 6" BEAM | 24 | |
| 7" BEAM | 22 | |
| 8" BEAM | 20 | |
| 9" BEAM | 18 | |
| 10" BEAM | 16 | |

RIVETING

UPPER 1/2" STAINLESS BUTTS DOUBLE RIVET FOR 1/4" LEN. & DOUBLE RIVET AT ENDS, TO HAVE DOUBLE STITCH FOR 1/4" LEN. REMAINING SINGLE STITCH TO THICKER THAN PLATES THEY CONNECT MAX. 1/2" STAINLESS BUTTS LAPPED & DOUBLE RIVET FOR 1/4" LEN. & DOUBLE RIVET AT ENDS.

UPPER & LOWER 1/2" PLATING BUTTS LAPPED & DOUBLE RIVET FOR 1/4" LEN. & SINGLE AT ENDS.

UPPER & LOWER 1/2" PLATING SEAMS SINGLE RIVET ALL OVER & RIVET SEAM STITCH & BUCKLED STITCH BUTTS, DOUBLE RIVET FOR 1/4" LEN. & DOUBLE RIVET AT ENDS, STITCH TO THICKER THAN PLATES THEY CONNECT.

REMAINING 1/2" BUTTS FROM OVERHEAD STITCH TO STITCH BELOW SHEET STITCH WITHIN 1/4" LAPPED & BUCKLED RIVET.


WAKE BUTTS & INSIDE STITCHES ENDED 40" & 48" WIDE RESPECTIVELY, REMAINING LAPPED & DOUBLE RIVET.

DOWN BUTTS & FOLE SIDE PLATING & STAINLESS BUTTS LAPPED & DOUBLE RIVET CENTER REGION & FOLE BUTTS BUTTS LAPPED & DOUBLE RIVET.

TRUNK BUTTS BUTTS & SEAMS OF MIDDLE LINE STITCH TO BE DOUBLE RIVET ALL OVER & RIVET REMAINING OF TRUNK BUTTS STITCH SINGLE RIVET, BUTTS DOUBLE RIVET FOR 1/4" LEN. & SINGLE AT ENDS.

TRUNK SIDE BUTTS LAPPED & DOUBLE RIVET ALL OVER & RIVET.

NOTE: PLATES UNIFORMITY & ALL ANGLES FOR 1/2" UNDER BUTTS TO BE AT MIN. IN INTERSTICE INTERSTICE OF THICKNESS MINIMUM.



BRW43-0073



© 2021

Lloyd's Register
Foundation