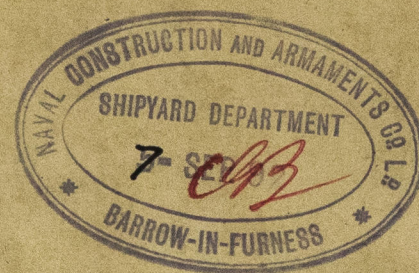


PLAN No 138

Mr. JOHNSTONE



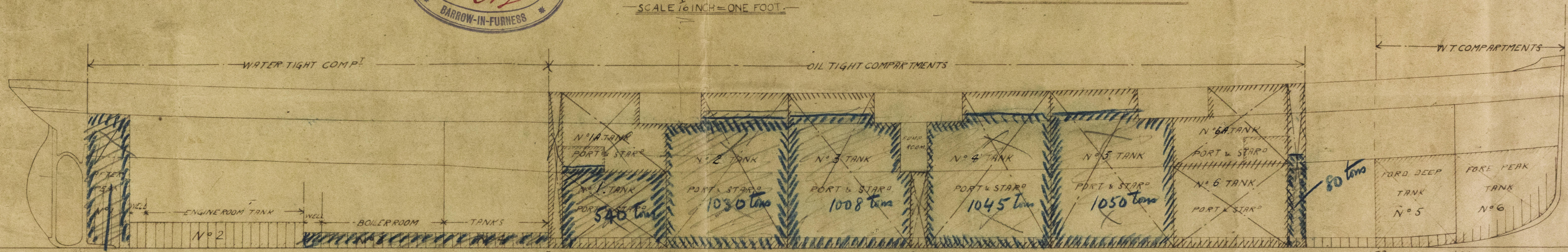
S. S. No 215.

TESTING PLAN.

SCALE 1/16 INCH = ONE FOOT.

EXTRACT FROM SPECIFICATION.

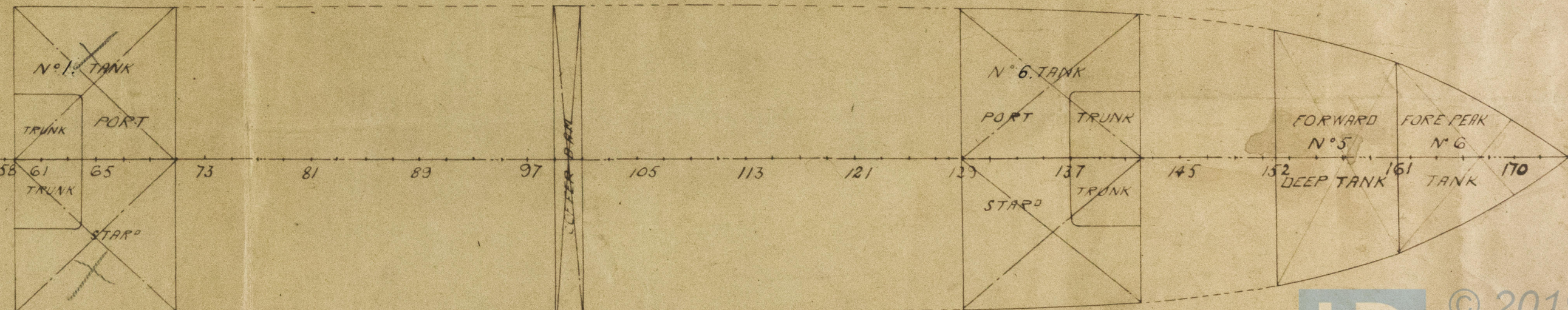
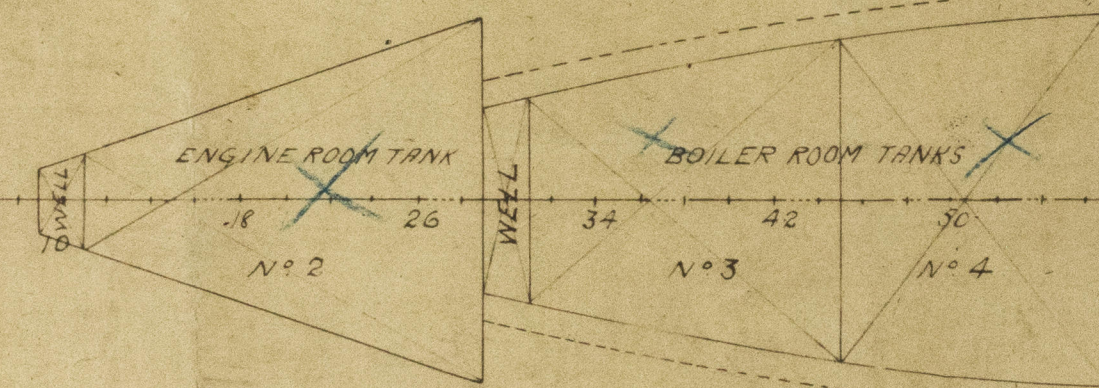
OIL TANKS TO BE TESTED SEPARATELY WITH A HEAD OF WATER AT LEAST 10 FT. ABOVE TOP OF TANKS.




WATER TIGHT COMPARTMENTS.	
COMPARTMENTS TESTED	DATE
N°1 TANK	
N°2 TANK	
N°3 TANK	
N°4 TANK	
N°5 TANK	
N°6 TANK	

OIL TIGHT COMPARTMENTS		
COMPARTMENTS	TESTED	DATE
N°1 TANK	P	
N°1A TANK	S	
N°2 TANK	S	
N°3 TANK	S	
N°4 TANK	P	
N°5 TANK	P	
N°6 TANK	P	
N°6A TANK	S	
AFTER COFFER DAM		
MID. COFFER DAM		
FOR. COFFER DAM		

Mean dth 22'-6"
 For dpt. 22'-1"
 aft " 22'-11"





BRW42-0034



© 2019
Lloyd's Register
Foundation