
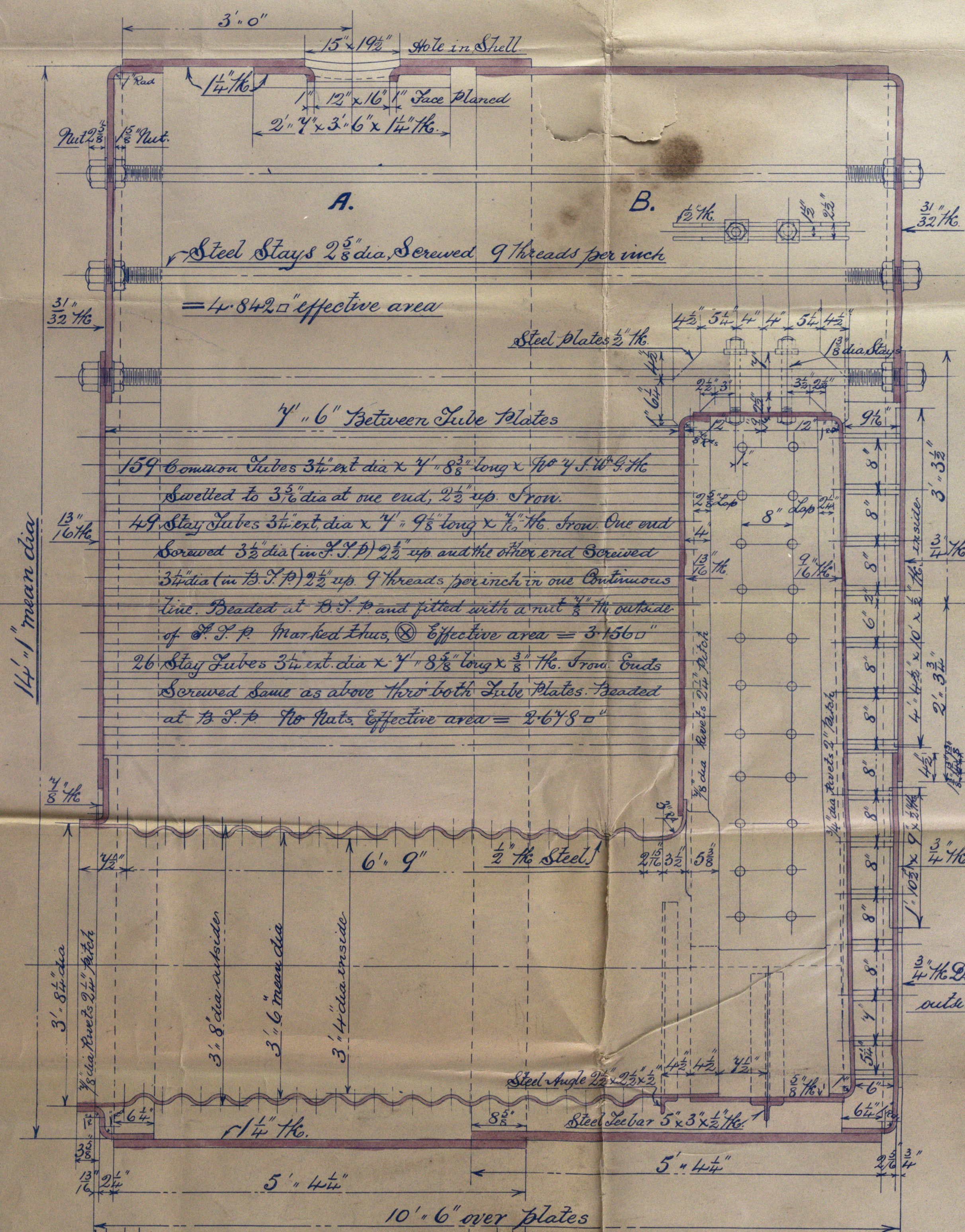
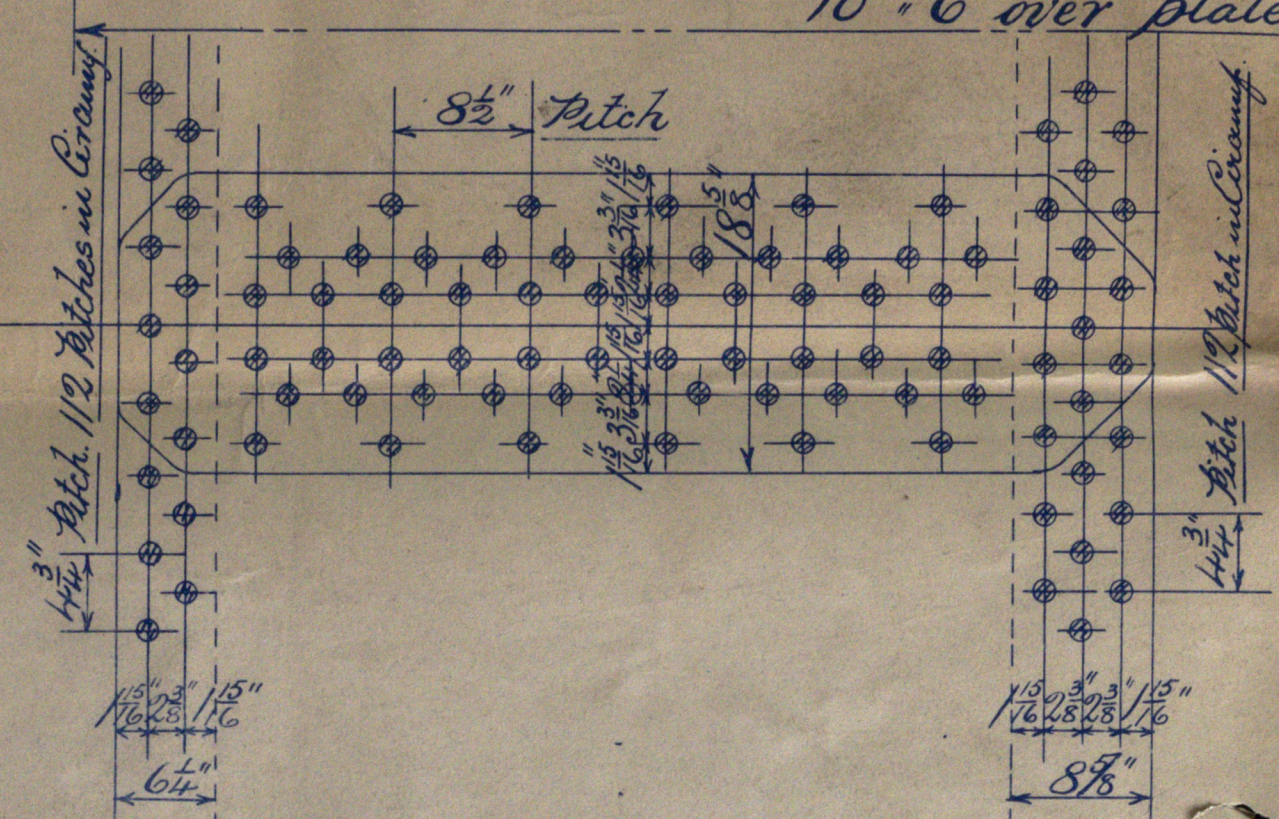


Вруч 28 11/3/92



N.A.
12.3.92



Makers of Material

Plates made by W. Beardmore & Co. Glasgow
 Stay Bars made by " " " "
 Tubes made by F. J. Stewart & Co. Glasgow
 Turvies made by W. Beardmore & Co. Glasgow

Shell Riveting

Nuts in Shell ----- 13 2/3 dia Rivets 1 1/4 dia ----- Mild Steel Shell Plates 1/4" Thk Buttraps 1 1/4" Two Plates in Circumference. Longitudinal Seams Plate = 84.92 % Rivets = 84.21 % Circumferential Seams Plate = 93.02 % Rivets = 53.5 %
--

Method of Construction

All holes drilled in place.
Longitud. Seams Double Butted, Lap Riveted
Circumf. Seams Lap Joint, Triple Riveted
Board of Trade Working Factor 5.
All Flanging done by Hydraulic Pressure
Siemens's Mild Steel Plates, Stay Bars & Rivets
Tensile Strength of Plates Stay Bars
and Rivets to be not less than 26 Tons &
not more than 30 Tons per sq" of Section
26 Tons taken for Bureau Veritas Calculations

Heating Surfaces, etc

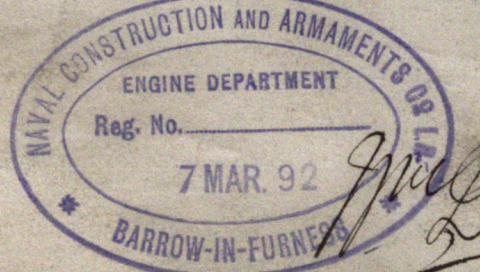
234 Tubes 3" ex. dia x 4' 6" long =	1493.22 sq
3 Furnaces ($\frac{2 \times 2 \times 2}{2} + 6$) =	156.44 "
3 Combustion Chambers =	203. " "
Total Heating Surface in 1 Boiler =	1852.96 sq
Total Heating Surface in 3 Boilers =	5558.88 sq
Bar Surface, one boiler, 3 furnaces, 6" dia 6' 3" bars =	63 sq
Total Bar Surface in 3 Boilers =	189 sq
Area Through Tubes, one boiler =	9.67 sq
Total Area Thro Tubes in 3 Boilers =	29.01 sq
Funnel Area (6" 3" dia inside) =	30.68 sq nett
Ratio of Bar Surface to Heating Surface.	$\frac{29.01}{5558.88}$
Ratio of Area Thro Tubes to Bar Surface.	$\frac{63}{29.01}$

To Board of Trade, Lloyds and Bureau Veritas Requirements.

MAIN BOILERS FOR № 215.

3 OFF.

SCALE 1"=1 FOOT.



Working Pressure 160 lbs. per Sq. inch
To be tested to 320 lbs. pressure per Sq. inch

Spare Gear. 25 Common Tubes. Same as above

DRAWING N°3063.

© 2019
Hoyd's Register
BRW42-0016

A B & A Co
Main Boiler
No 215

Brw Rpt 497

S S Northern Light

BRW42-0016



© 2019

Lloyd's Register
Foundation