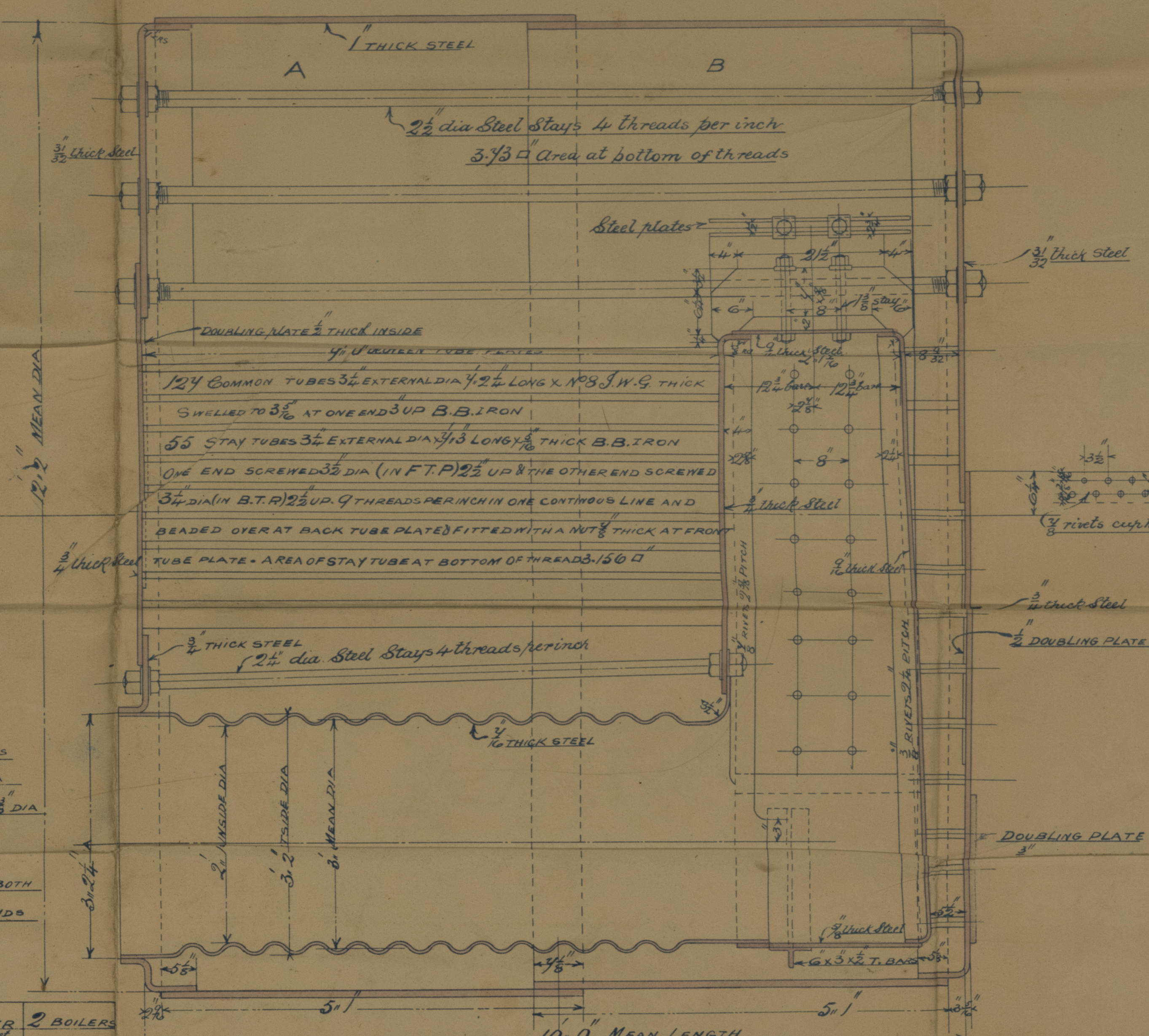
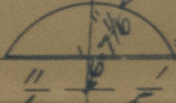





Dr 11/9/91



— LIST OF PLATES —

MATERIAL	NO.	LENGTH	BREADTH	THICKNESS	PURPOSE
WUZ					
A	4	19.5"	5.1 3/8"	1"	OUTER SHELL
B	4	19.08"	5.1 3/8"	1"	INNER SHELL
C	2			3/32"	FRONT PLATE
D	2	13.6"	5.2 3/8"	1/2"	F.T. PLATE
E	2			3/32"	FURNACE FRONT
F	2			3/32"	BACK AT TOP
G				3/32"	BACK AT BOTTOM
H	2	5.14"	3.03"	3/16"	B.T.P. CENTRE
J	4	4.184"	4.14 3/8"	3/16"	B.T.P. WINGS
L	2	13.34"	2.38"	9/16"	C.C. BOTTOM BRACE
M	4	12.82"	2.1 3/8"	9/16"	C.C. TOP SIDE WINGS
N	4	5.1"	2.2 3/8"	9/16"	C.C. BOTTOM WINGS
O	2	8.44"	3.15 3/8"	9/16"	C.C. BACK CENTRE
P	4	6.5 3/4"	4.2 3/8"	9/16"	C.C. BACK WINGS
Q	4	5.18"	1.3 3/8"	3/8"	BUTT STRAPS
R	12	4.1 1/4"	1.3 3/8"	5/8"	" "
S	2	3.1"	2.14"	1"	MANHOLE IN SHELL
T	4	2.4 3/8"	1.10 1/2"	3/4"	DOUBLING PLATES
U	4	3.4 3/8"	8 3/8"	1"	" FRONT
V	4	3.1 2 3/8"	8 3/8"	1/2"	" BACK
W	28	5.0"	1 1/2"	9/16"	C.C. RIBS
X	1	5.9"	1.6"	1 1/2"	MANHOLE DOOR SHIELD
Y	1	9.4"	1.4"	13"	" FRONT

— SHELL RIVETTING —
 HOLES IN SHELL $\frac{1}{32}$ DIA
 RIVETS $\frac{1}{8}$ DIAMETER MILD STEEL
 PLATES $\frac{1}{8}$ THICK. BUTT STRAPS $\frac{3}{8}$ THICK
 TWO PLATES IN EACH CIRCUMFERENCE

— 2 OFF —
— SCALE 1" = 1 FOOT —

H. C. & A. Co.
Main Boilers
No 201, 11, 12
No 201 "SS. Binnie"



© 2021

Lloyd's Register
Foundation

LR-FUN-BFW 41-26P