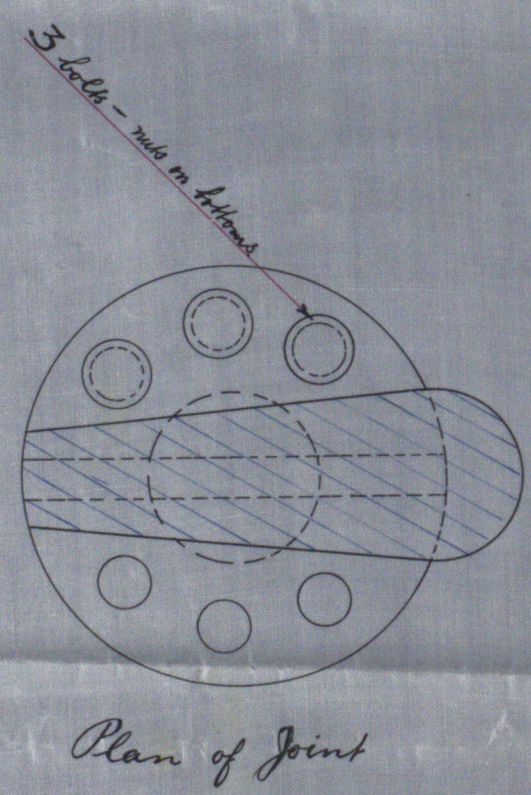


14.11.98

Stern & Rudder Frames No 162 S.S.

Scale 1 inch = 1 foot



Plan of joint

Key 1/2 in. dia. 5 ft. long
fixed to steel top plate

Section

Lawson's Patent Bracket Rudder

Section through AB


Plate 1 1/2 in. thick
Space between arms 1/2 in.
All rivets 1/2 in. dia. spaced as shown

Section

Rivets 1/2 in. dia. 5/8 pitch except where otherwise marked.

Plan looking down on keel part of sternframe.

J.H.K.
14/11/98




Belfast
Workman Clark & Co.
S.S. No 162

Stern frame and
Rudder frame.



S.S. "MIMIR O"

Report No 5119.



BEL70-0089



© 2019

Lloyd's Register
Foundation