

SCANTLINGS.

FRAMES SPACED 2' APART FORWARD & AFT HOPPER. 20' IN HOPPER.

MAIN FRAMES 5" x 2 1/2" x 26" B.A. EXCEPT IN WAY OF HOPPER & PEAKS.

" " IN HOPPER AND PEAKS 5" x 2 1/2" x 26" ANGLE

HOPPER SIDE FRAMES 5" x 2 1/2" x 26" ANGLE

KEY FRAMES ORDINARY SINGLE 3" x 2 1/2" x 26". DOUBLE IN ENGINE ROOM.

" " IN COLLIER ROOM 3" x 3" x 40" DOUBLE. IN HOPPER 3" FLANGE ON FLOOR IN LIE OF KEY FR.

FLOORS ORDINARY 15" x 3/4" IN COLLIER SPACE 1/4".

" " IN HOPPER 12" x 3/4" WITH 2" FLANGE ON TOP IN LIE OF KEY FRAME.

BEAMS (THIRD) 5" x 2 1/2" x 26" ANGLE. KNEES 3/4" x 3/4" x 3/4".

" " IN WAY OF E.G.B. CASING 4" x 2 1/2" x 26" ANGLE. KNEES 3/4" x 3/4" x 3/4". ON EVERY FRAME.

" " IN HOPPER POCKET 3" x 5" x 32" WITH 12" x 3/4" FLANGED (3) NED.

CARP. SULE BEAM 5" x 2 1/2" x 25" ANGES 22" ON ALTERNATE FRAMES. See Section.

STEM AND STERNPOST 6" x 2 1/2" BEST FORGED SCRAP IRON.

RIDDER STOCK 42" DIA.

Plan to be submitted

YARD N° 288. HULL SECTIONS.

TWIN SCREW GRAB HOPPER DREDGER.

TO BRITISH CORPORATION CLASS "BS" HOPPER DREDGER.

DIMENSIONS:- LENGTH B.P. 120'-3", BREADTH M^D 26'-0", DEPTH M^D 10'-6".

SCALE:- 1/2" = 1 FT.

C.No. 10/10/44.

120.25 x 26 x 10.5 x 75 = 247

FERGUSON BROS.
(PORT-GLASGOW) LTD
SHIPBUILDERS & ENGINEERS

RIVETTING.

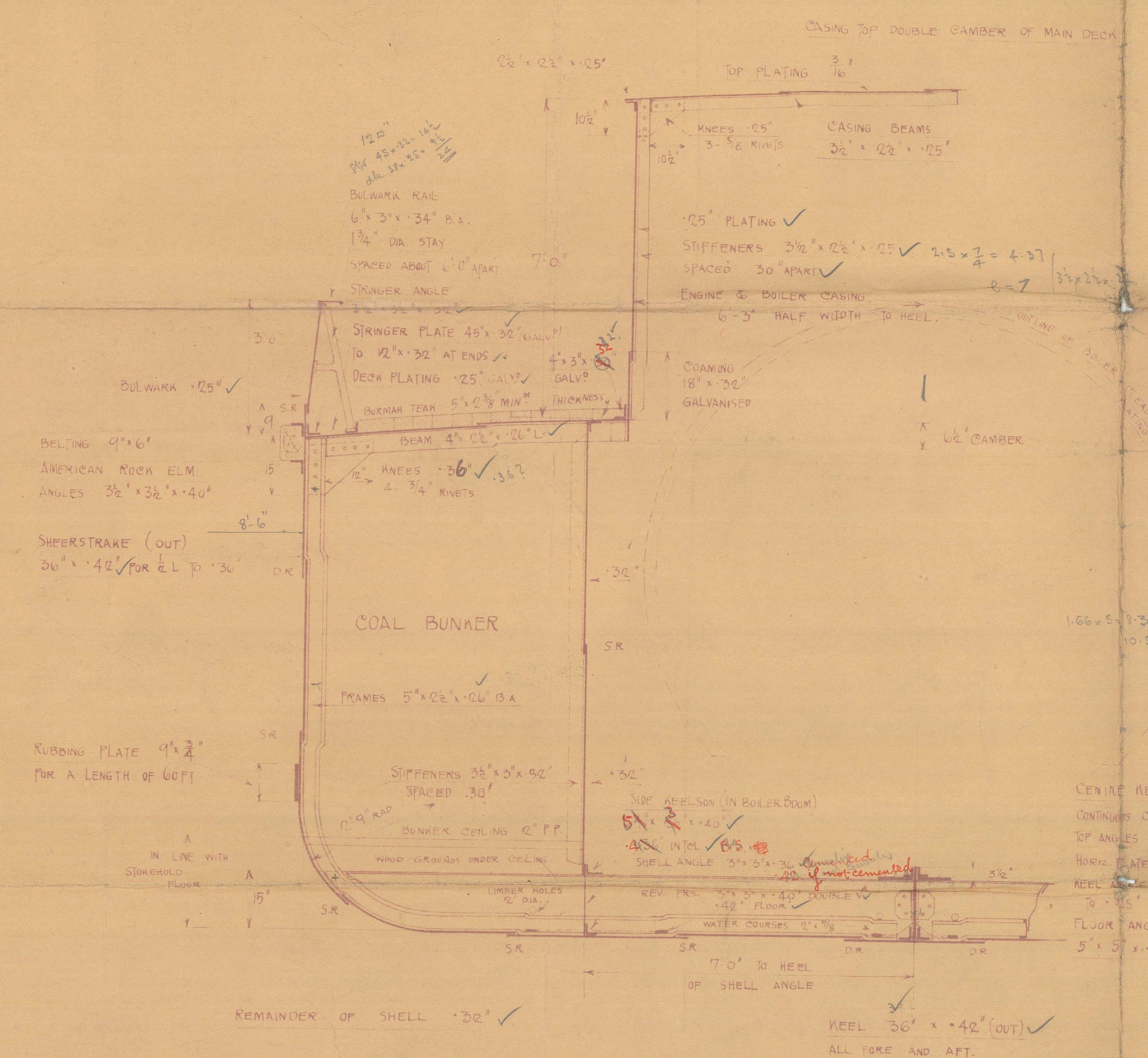
SHELL LANDINGS	KEEL AND SHEERSTRAKE	DR 4 1/2" x 3/4" RIVETS	ALL FORE & AFT
SHELL BUTT STRAPS	RAIMINDER OF LANDINGS	S.R. 2 1/2" x 3/4"	" " " "
SHELL BUTT LAPS	SHEERSTRAKE 14 1/2" TR	3/4" RIVETS FOR 2 L. MIDSHIPS TO	" " " "
DECK LANDINGS	9 3/4" DR 3/4" RIVETS AT ENDS	" " " "	" " " "
DECK BUTT STRAPS	REMAINDER OF SHELL DR 5 1/2" x 3/4" RIVETS	ALL FORE & AFT	" " " "
DECK BUTT LAPS	S.R. 2 1/2" x 3/4" RIVETS AT FORE & AFT	" " " "	" " " "
HOPPER SIDE PLATING	STRINGER PLATE 14 1/2" TR BUTTSTRAP 3/4" RIVETS FOR 2 L. TO 5' S.R. BUTTSTRAP AT ENDS	" " " "	" " " "
CASING	REMAINDER OF PLATING DR 5 1/2" x 3/4" RIVETS	" " " "	" " " "
	ALL LANDINGS DR 5 1/2" x 3/4" RIVETS	" " " "	" " " "
	BUTTLAPS DR 5 1/2" x 3/4" RIVETS	" " " "	" " " "
	LANDINGS S.R. 2 1/2" x 3/4" RIVETS	" " " "	" " " "
	BUTTLAPS S.R. 2 1/2" x 3/4" RIVETS	" " " "	" " " "
	COAMING DR 4 1/2" x 3/4"	" " " "	" " " "

EQUIPMENT.

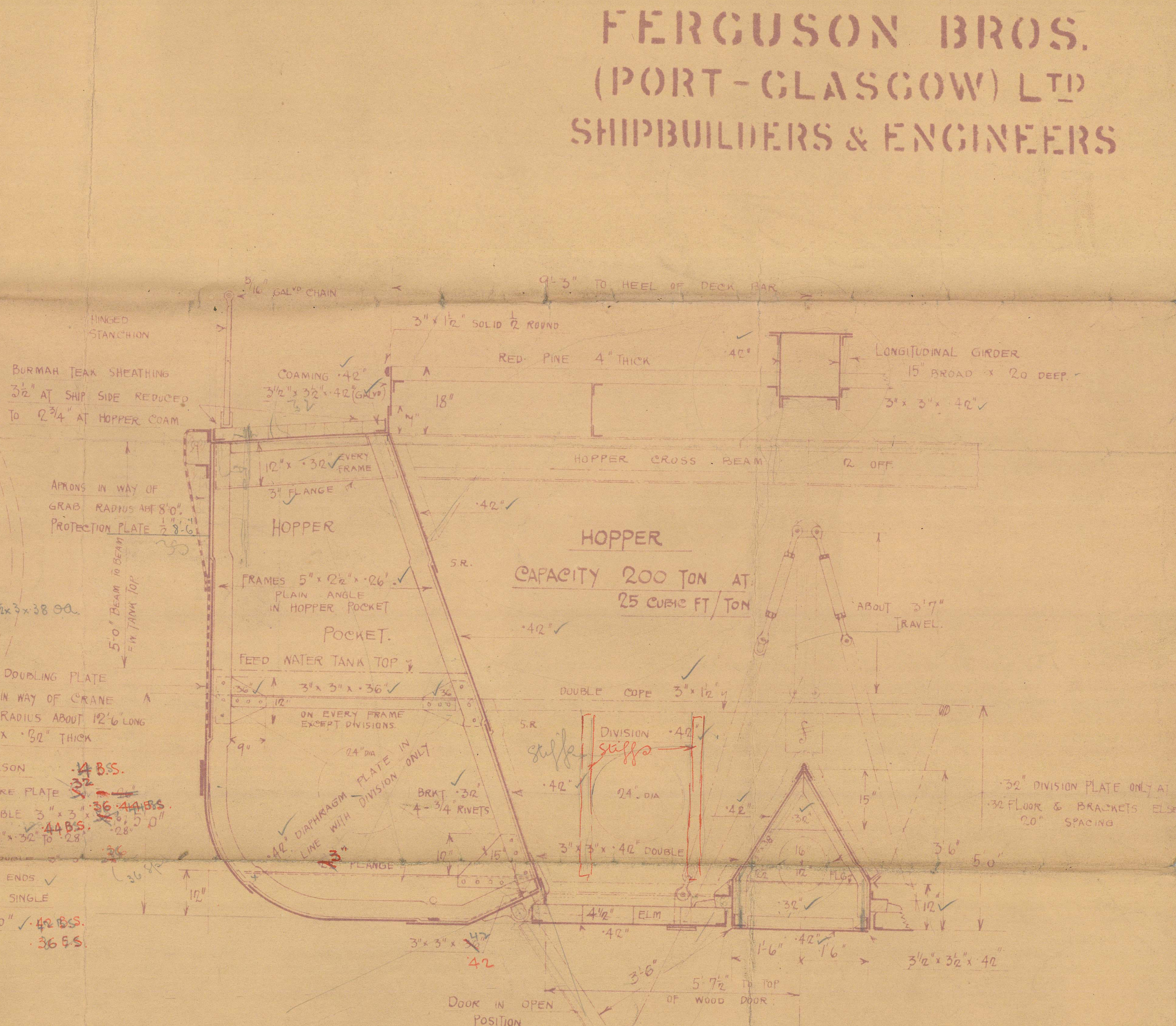
- 2 STOCKLESS BOW ANCHORS EACH 8 CWTs
 - 1 STOCKLESS STERN ANCHOR 6 CWTs
 - 2 KEDGE ANCHORS EACH 2 1/2 CWTs
 - 1 KEDGE ANCHOR 1 1/2 CWTs
 - 105 FMS. 7/8" SILD LINA CHAIN (BOW ANCHORS) IN 15 FMS. LENGTHS COMPLETE
 - 90 FMS. 3/4" " " " (STERN ANCHOR) WITH SHACKLES
 - 120 FMS. 5" WHITE MANILLA ROPE
 - 120 FMS. 4 1/2" " " "
 - 4 COLS 1/2" THREAD HEAVING ROPE.
- TROTMAN'S PATENT
- Special Service Equipment:

120.25 x 26 x 10.5 x 75 = 246

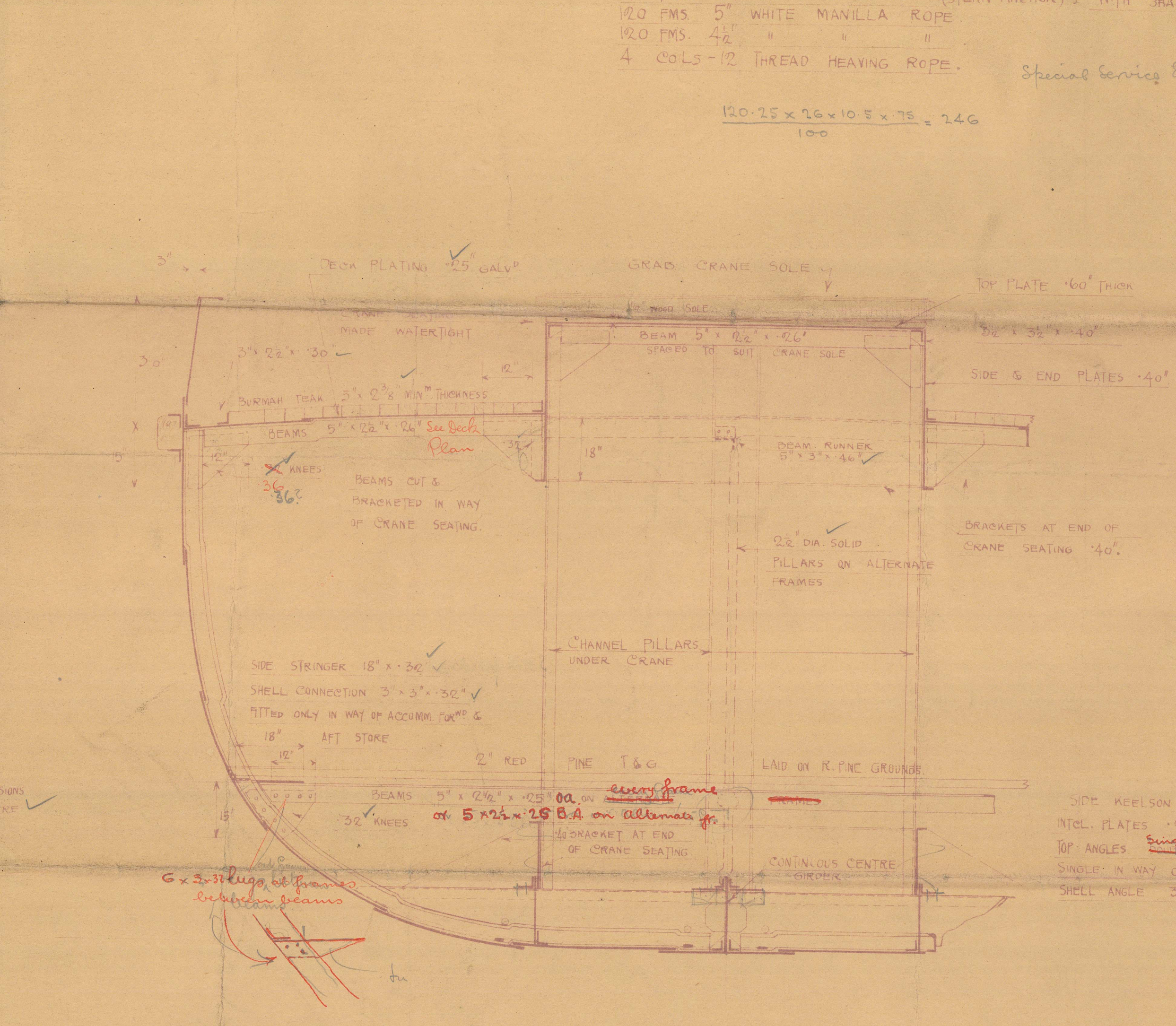
Approved
16.2.27



SECTION IN WAY BOILER ROOM.



SECTION IN WAY OF HOPPER.



SECTION IN WAY OF GRAB CRANE.



REF. N° 288 13TH SEPT. 1927.

1
Midship Sections.

Ferguson Bros.

Nº 288.

J. C. 30/11/27.

16-9-27.

"Sir William H. Raeburn."

bag



© 2021

Lloyd's Register
Foundation

015355-015365-0113