

— Nos. 164 AND 165. —

PROFILE AND DECK PLAN.

DIMENSIONS: 115'0" x 21'6" x 10'6" MLO.

— "To Class B.S." —

— SCALE 1/4" = ONE FOOT —

ALL RIVETS 3/8" DIAMETER.

FRAMES TO SHELL SPACED 4'0" APART.

— ART PLAN, FORWARD OF FRAME 50, 4' IN.

WAY OF W. BALLAST TANK FORWARD ONLY, SPACED 3'0" APART.

ON WT. BARS 3'0" APART C.T.C.

TO SHIP ON WT. BARS 3'0" APART.

FLOORS, REVERSE FRAMES, KEELINGS, TANK TOP, WEL ANGLES TO FLOORS 4'0" APART.

GUINWALK ANGLE BAR SPACED 2'0" C.T.C. TO DECK SHELL.

BEAMS TO DECK STRUCKEN, STIFF TO BARS, SPACED 5' APART.

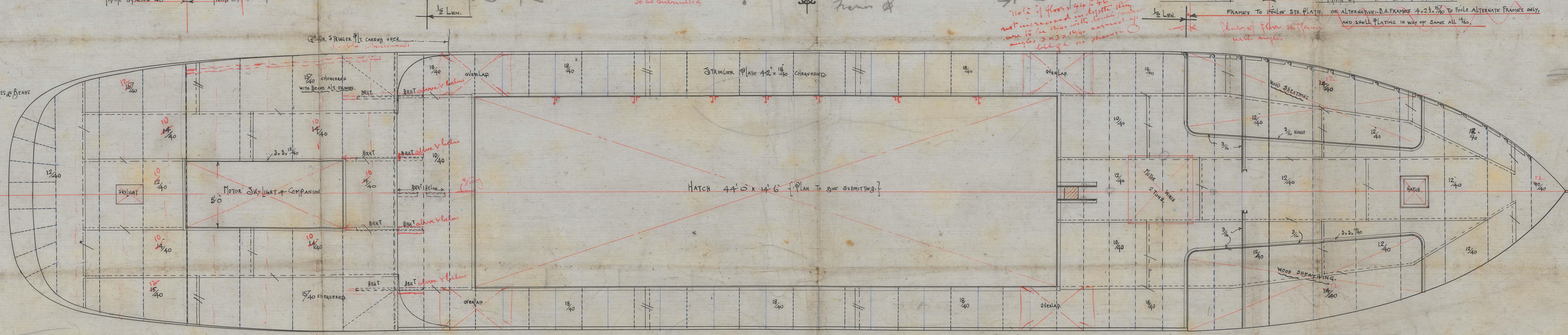
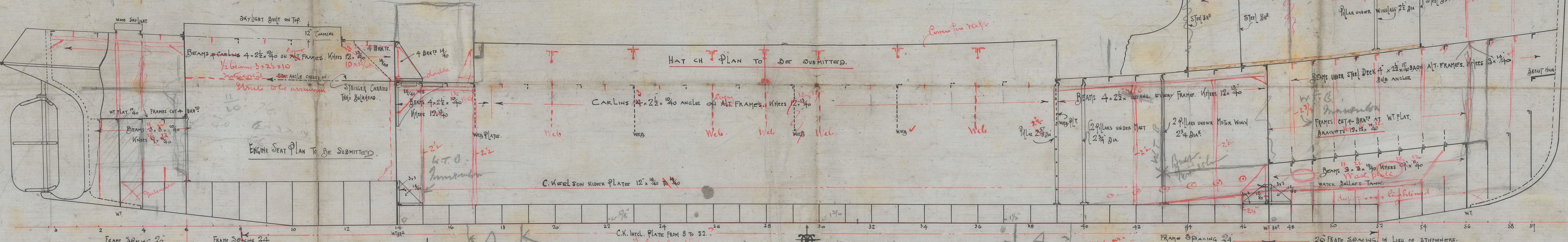
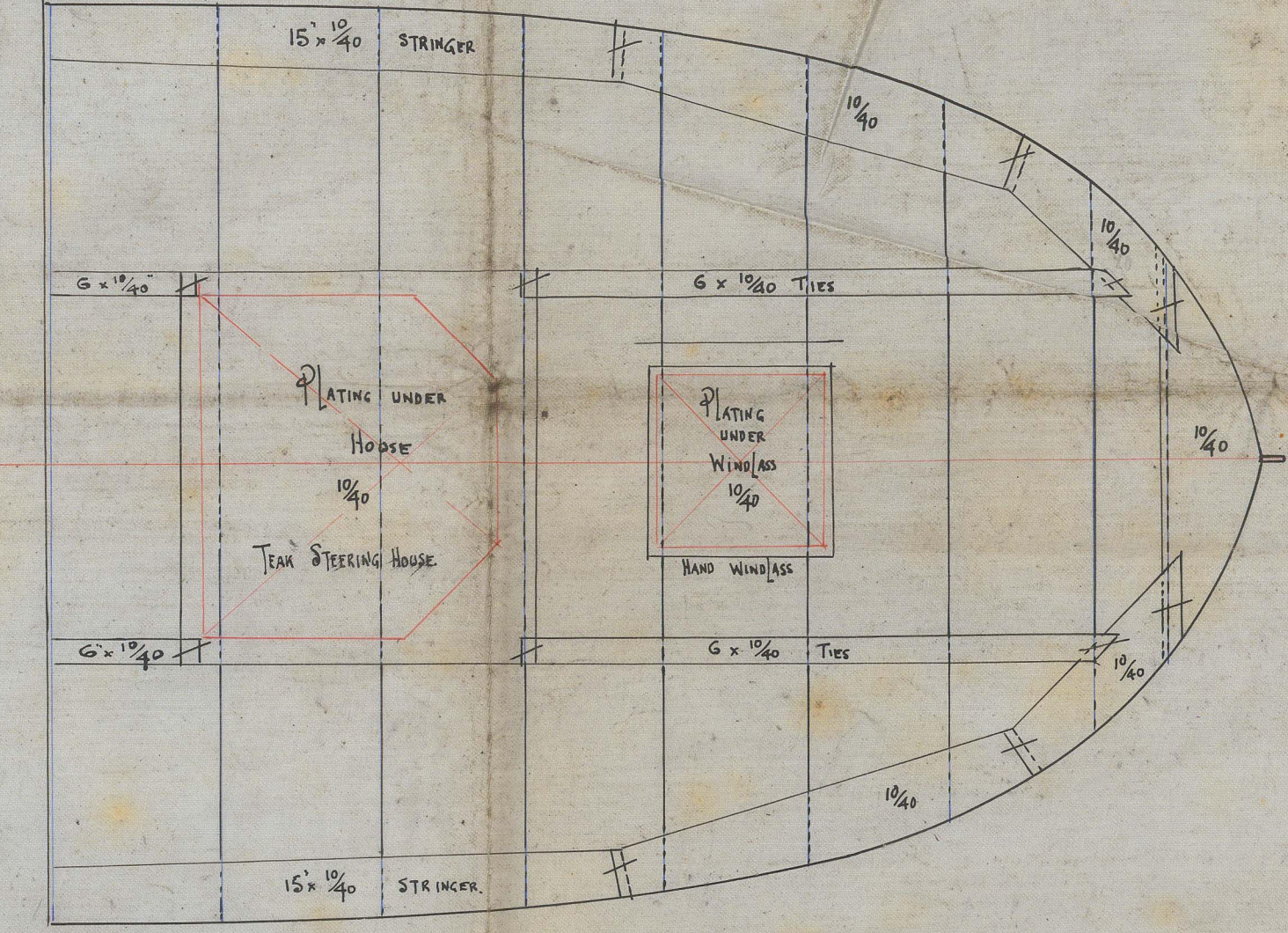
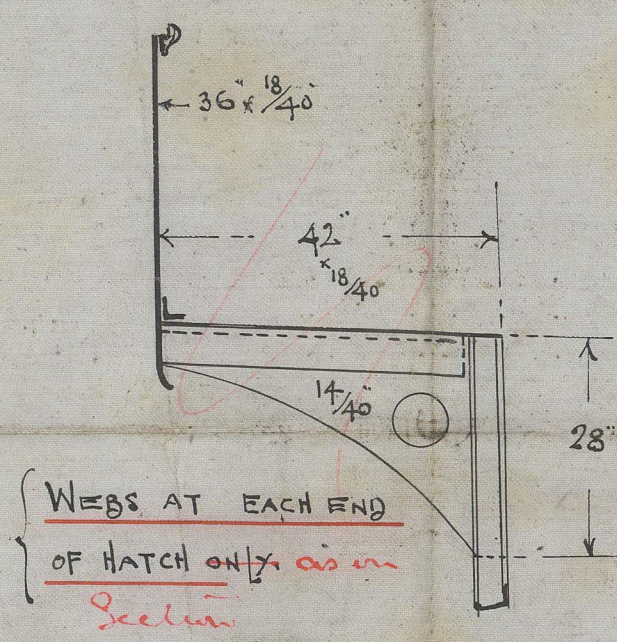
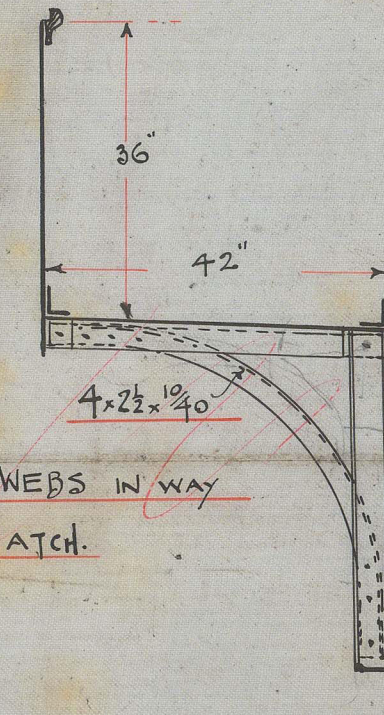
BUTTS OF DECK PLATING 2'0" C.T.C.

BEAMS 2'0" C.T.C.

BUTTS OF SHELL 2'0" C.T.C. + 3/4" @ 90°.

CENTRE LINE SHELL BAR, CONTINUOUS 4'0" C.T.C. TO SHELL AND LATER PL.

Centre keelson having 3/4" throughout. Spaced 6'0" between of strong plate 3/4" Spaced 2'0" 2'0"



WM. CHALMERS & COY.
LIMITED
LIGHT DRAFT SHIPBUILDERS
RUTHERGLEN NEAR GLASGOW.
1920 FEBRUARY 1920

Wm. Chalmers & Son

Profile ^{16 1/4 - 5} & Decks

115' x 21'-6" x 10'-6"

3/5 Inverishannon

3/5 Inverstrathull

T.C. 22-5-12.

(12)



© 2021

Lloyd's Register
Foundation

016020-016025-0001