

15. 4. 14  
20. 4. 14  
1. 5. 14  
29. 10. 14

# SECTIONS

OF

## PROPOSED SINGLE SCREW HOPPER BARGE


DIMENSIONS 170'-0" x 30'-0" x 15'-0" MOULDED.

TO CLASS 100 A1 AT LLOYDS, HOPPER BARGE.

SCALE 1/2" = ONE FOOT.

### NUMERALS.

$$\begin{aligned} B+D &= 45 \text{ 1st No.} \\ L \times (B+D) &= 7650 \text{ 2nd No.} \\ d &= 15.66 \\ \frac{L}{D} &= 11.3 \end{aligned}$$




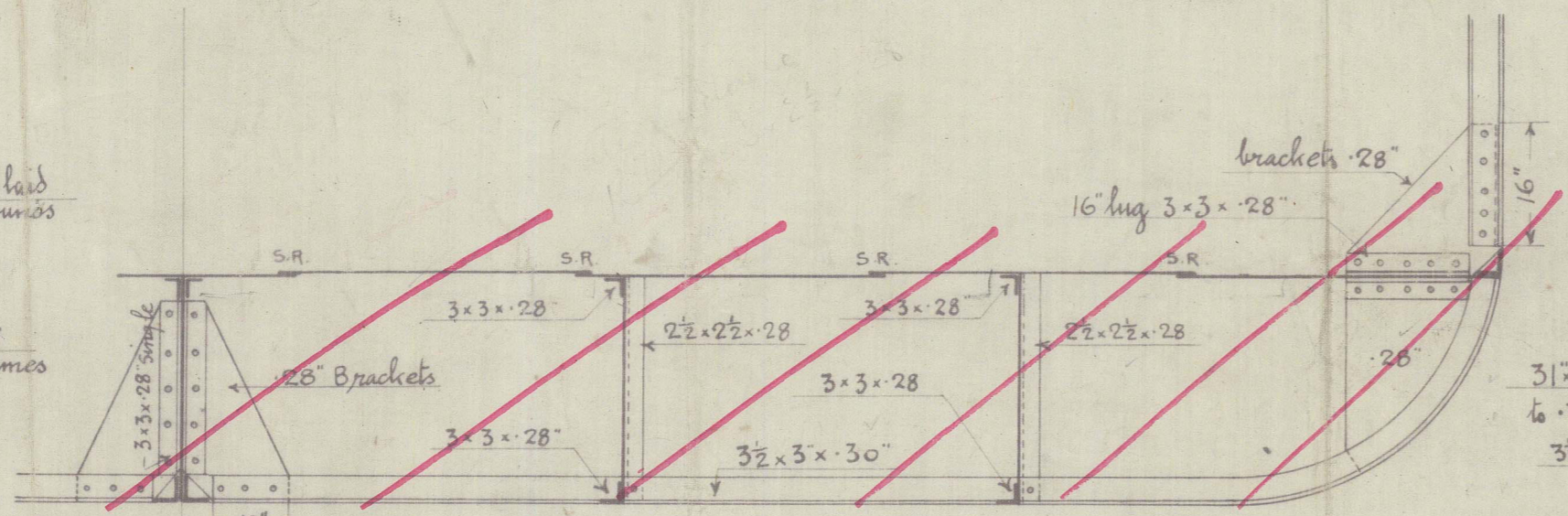
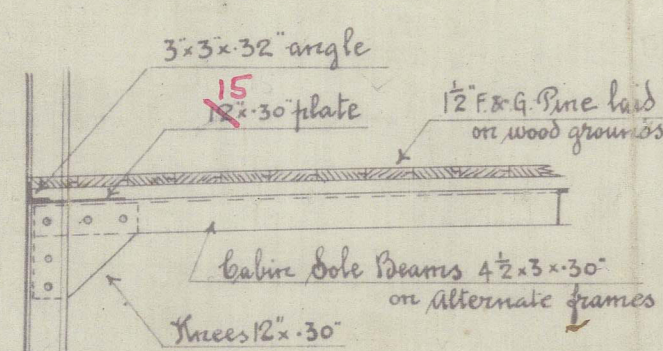
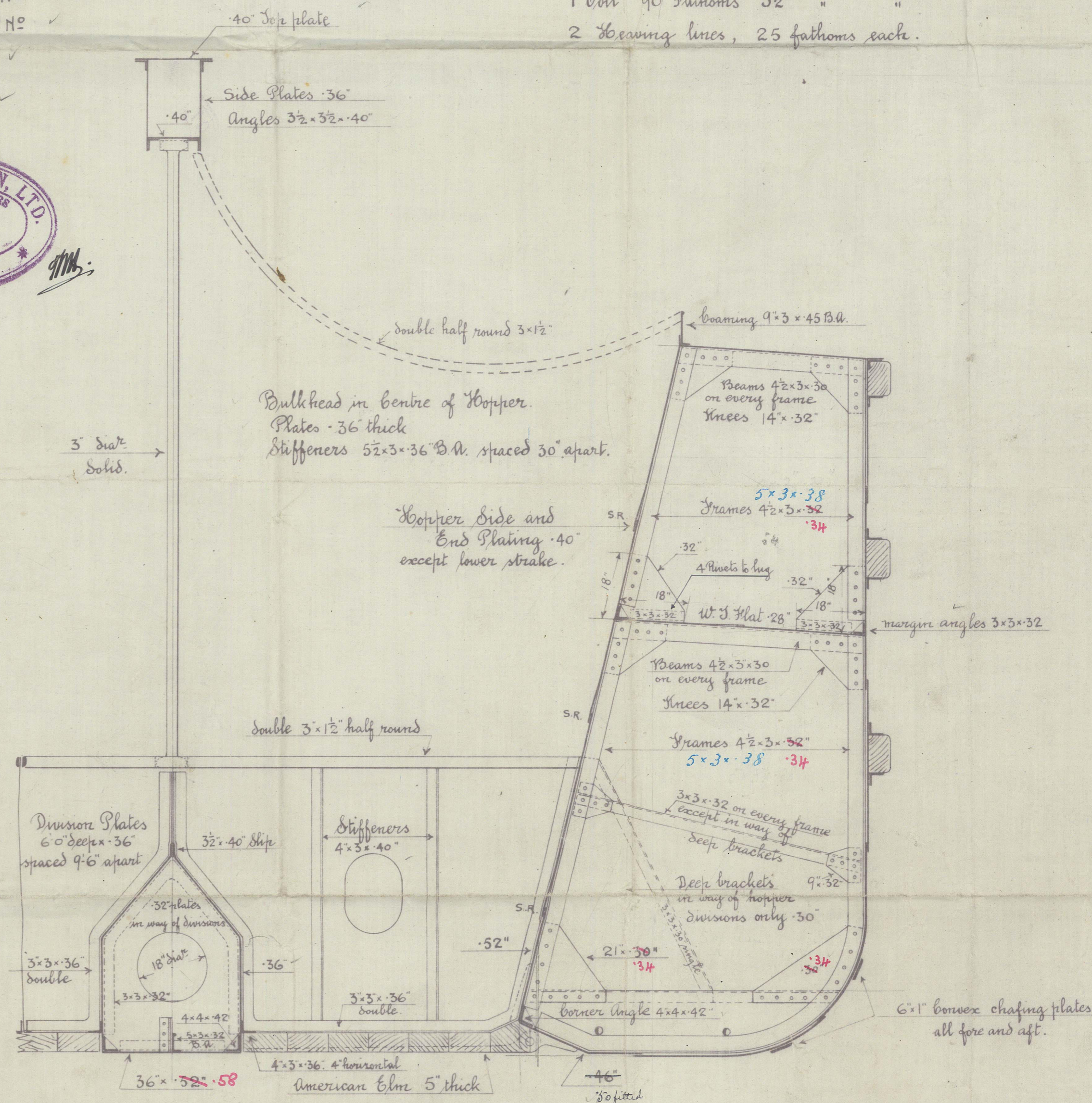
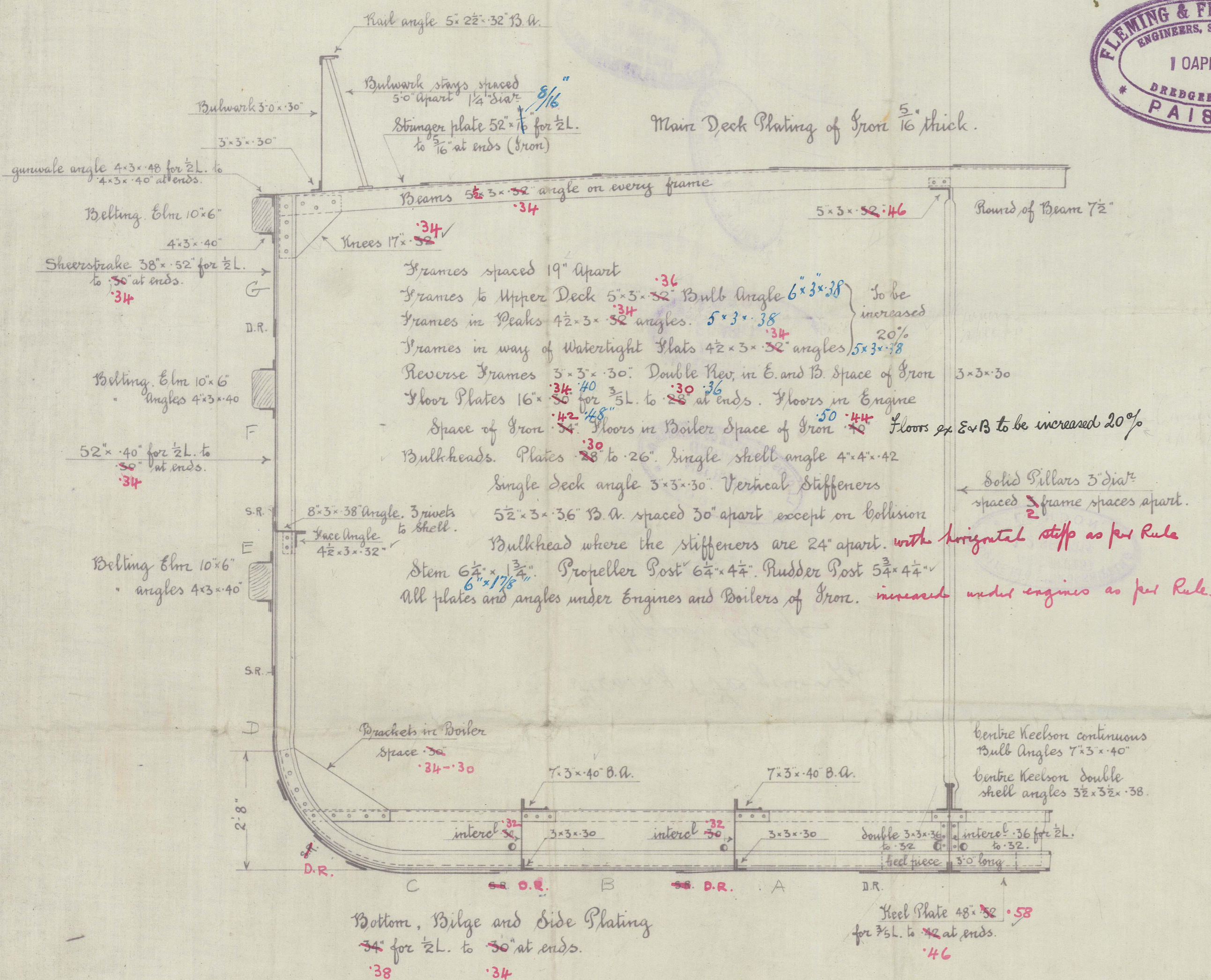
### EQUIPMENT.

- 2 Bower Anchors each 14 1/2 Cwts Stockless
- 1 Bower Anchor 12 1/4 " Ex stock
- 1 Stream Anchor 4 1/4 " Ex stock
- 1 Hedge Anchor 2 1/2 " Ex stock
- 195 Fathoms 1 3/8" Stud Chain Cable
- 60 Fathoms 3" Steel wire for Stream Anchor
- 75 Fathoms 11" Manilla Towline, waterlaid.
- 1 coil 90 Fathoms 6" Manilla Hawser
- 1 coil 90 Fathoms 5" " "
- 1 coil 90 Fathoms 3 1/2" " "
- 2 Heaving lines, 25 fathoms each.

### RIVETING.

- Butts of Sheerstrake, Strake below and Flat Keel plate lapped and S.R. for 2L, D.R. at ends.
- Butts of Remainder of Shell Plating lapped and D.R. all fore and aft.
- Butts of Upper Deck stringer plate lapped and S.R. for 2L, and D.R. at ends.
- " " " " plating lapped and D.R. for 2L, and S.R. at ends.
- Butts of Centre Girder, Side Girders, Margin Plate, and Middle line, strake of double bottom D.R.
- Butts of Remainder of Inner Bottom plating S.R.
- All Edges of Deck, Hopper Side Plating, and Inner Bottom plating S.R.
- Edges of Shell Plating all S.R. except those of Sheerstrake and Keel Plate which are D.R.

GLASGOW REPORT NO.



### SECTIONS AT DOUBLE BOTTOM.

FLOOR PLATES AT ALT. FRAMES.

C.7.  
15. 4. 14





Handwritten signature.

Fleming & Ferguson Ltd.

Hopper Barge

No 428

Section  
Joseph Philip



GLASGOW REPORT No. 34609.



© 2021

Lloyd's Register  
Foundation

5/19/55

6/19/55



© 2021

Lloyd's Register  
Foundation

0056