

24.6.12
20.8.12

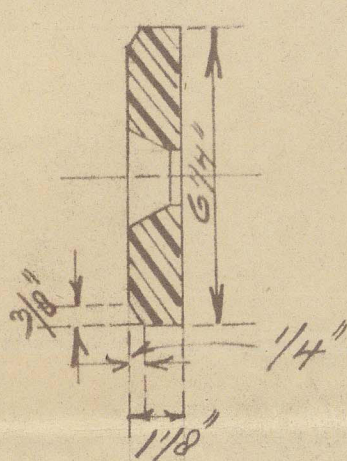
S.S.M.T. 86° 126 & 127

Wrought iron Rudder and Sternframe.

Scale 3/4" = 1'-0"

NOTE: MATERIAL TO BE ACCORDING LLOYDS REQUIREMENTS.

SECTION OF ARM AT POINT



KEY 1 1/2 x 1 07 AND ARMS SHRUNK ROUND MAIN PIECE

PLATE 1.00 NOT TO BE DELIVERED

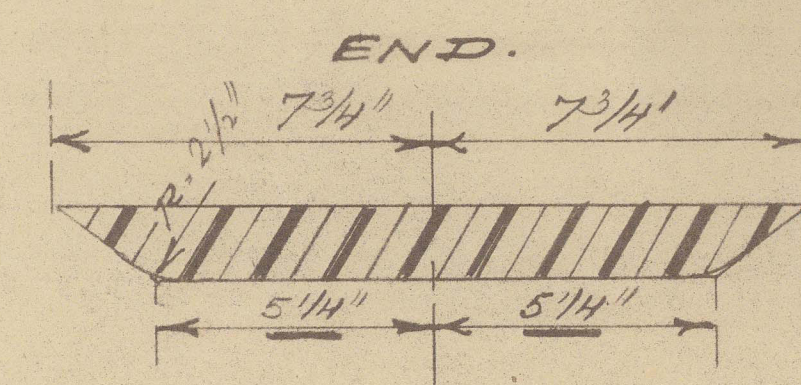
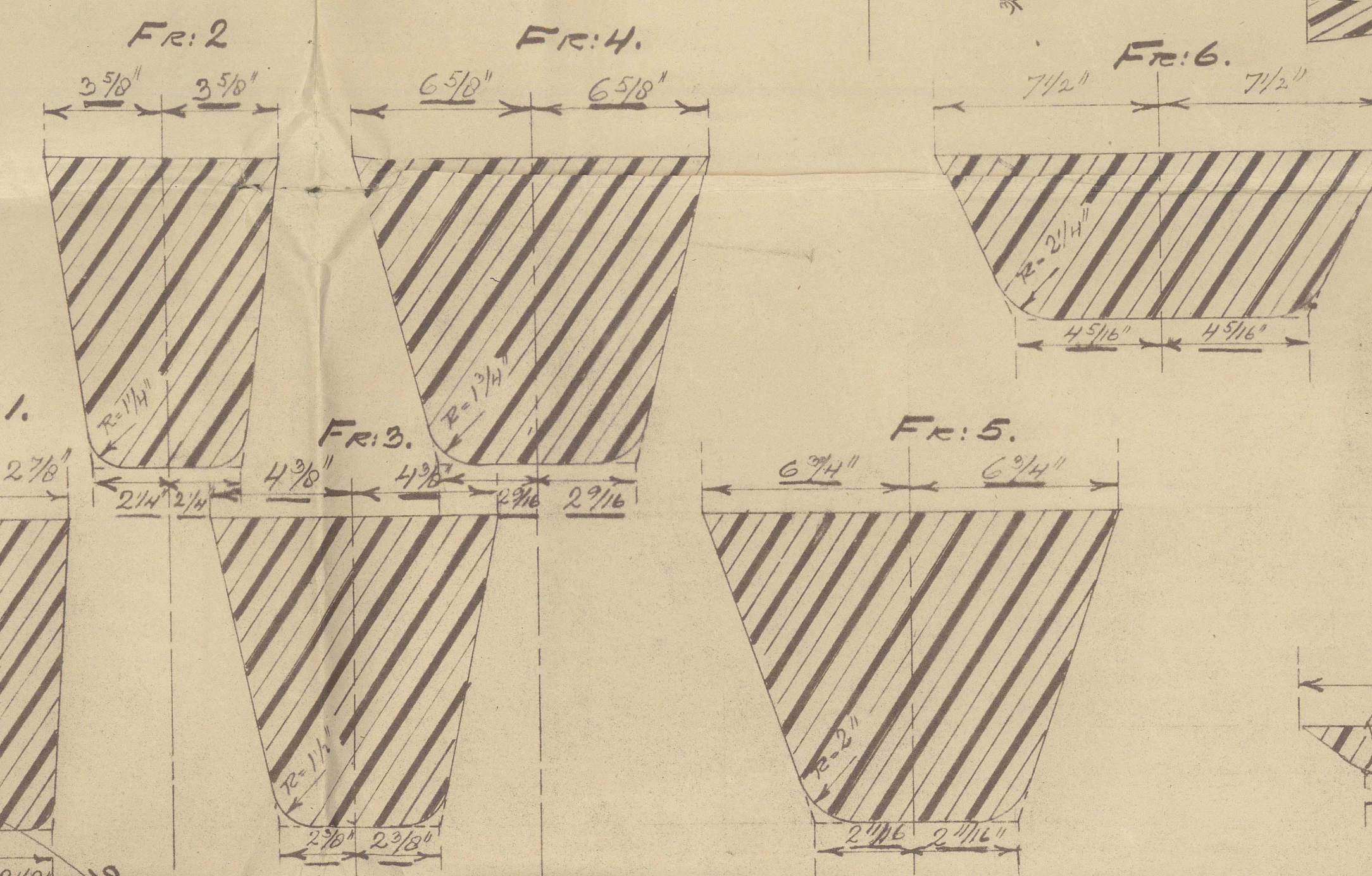
1/4" RIVET HOLES SPACED 5" 0" C.T.C. (IN EACH ROW)

KEY 1 1/2 x 1 07 AND ARMS SHRUNK ROUND MAIN PIECE

COUPLING

GUDGEON AND PINTLE WITH STOPPER

DETAILS SCALE 3/4" = 1'-0"



NOTE: SPEED OF THE SHIP 10.25 KNOTS
TOTAL RUDDER AREA ABOARD THE CENTRE LINE OF PINTLES = 113.6 SQ. FT. CENTRE OF GRAVITY ABOARD CENTRE LINE OF PINTLES 2.10 1/2' R.D. = 332





TOP VIEW OF HEEL PIECE

C.F.
24/6/12

plan N^o 3.


Ned Scheepbouw Maats. S.S. Nos 126-127.

Sternframe & Udder.



126 ss. *Artemis*.

Ams. 5977.



127 ss.

Artemis
Ams. 6072.



© 2021

Lloyd's Register
Foundation

014166-014174-0101