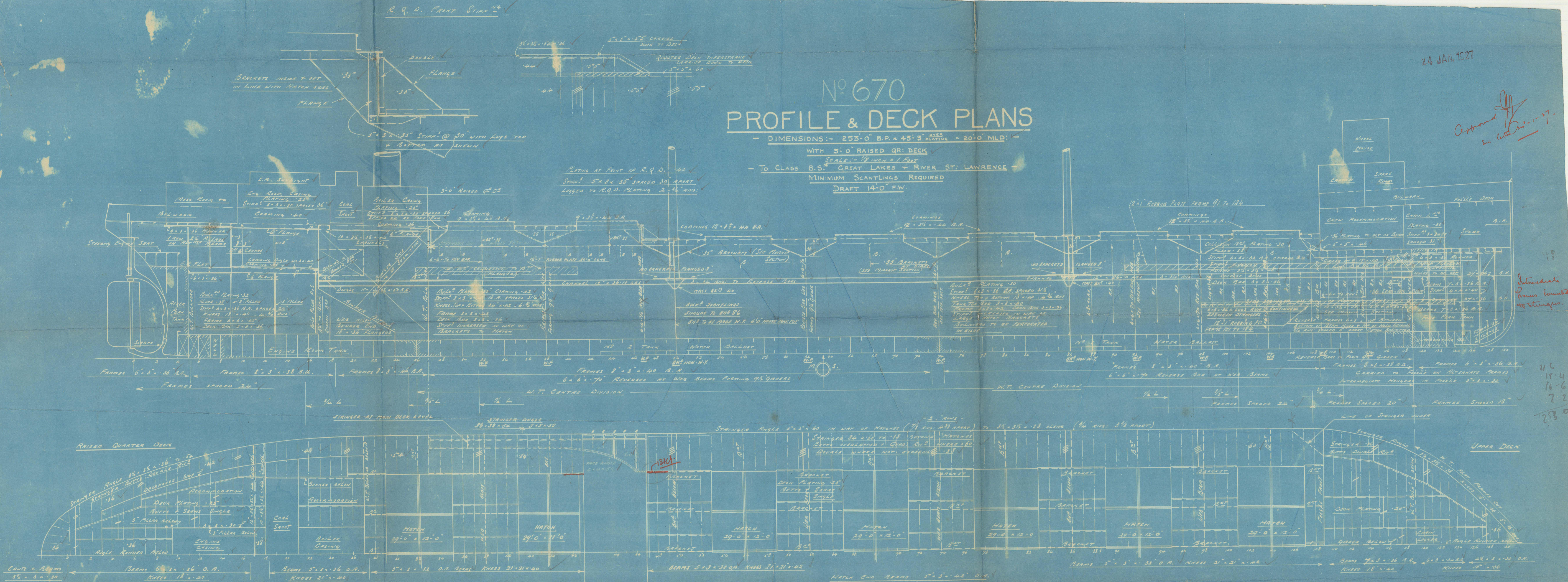


24 JAN. 1927


Approved
See letter No. 1-27.

№ 670 PROFILE & DECK PLANS


DIMENSIONS: 255'-0" B.P. x 45'-3" OVER PEATING x 20'-0" MLD.
WITH 3'-0" RAISED OR DECK
SCALE: 1" = 1' 0"
TO CLASS B.S. GREAT LAKES & RIVER ST. LAWRENCE
MINIMUM SCANTLINGS REQUIRED
DRAFT 14-0 F.W.




ENGINE ROOM FLOOR



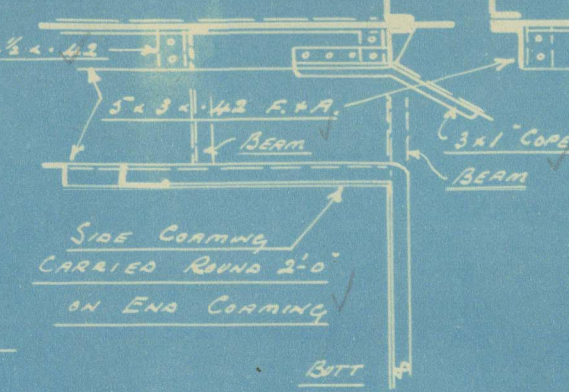
ENGINE ROOM FRAME KNEES




30.6	18
110.0	60
150.0	50
140.0	176
140.0	348
170.0	928




DETAIL OF HATCH CORNERS



FOUR'S DECK





0062

²
Profile & Deck.

Charles S. & E. Co

670

20-1-24

014110-014123-0062

sp. "Gasco"

J. C. 23-2-24

Ing.



© 2021

Lloyd's Register
Foundation