
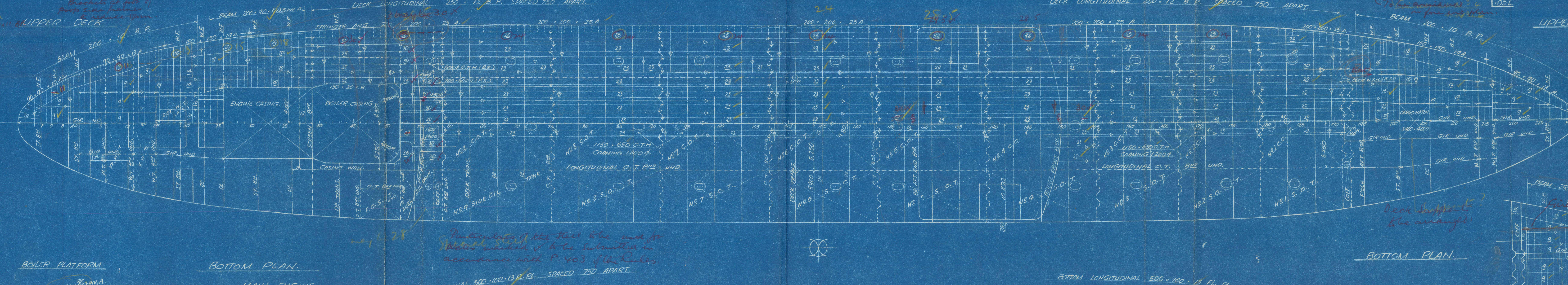
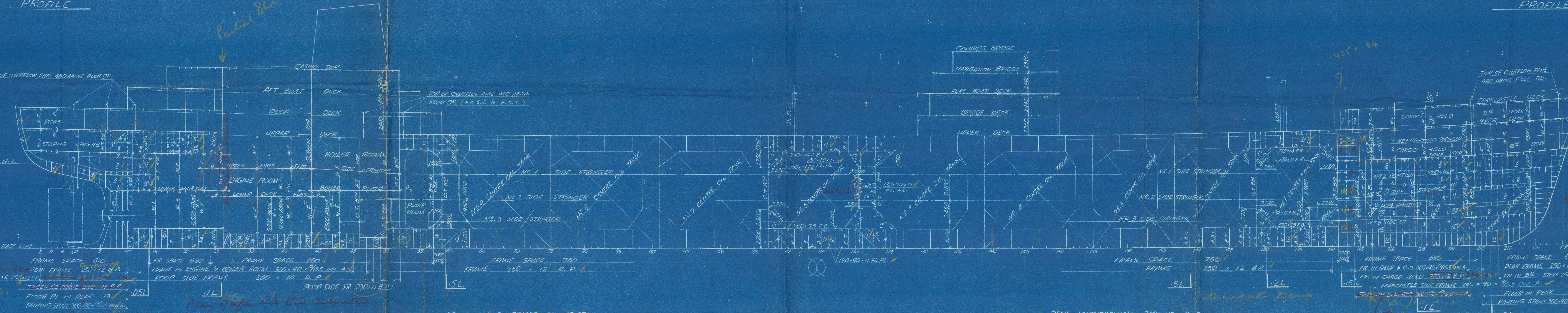
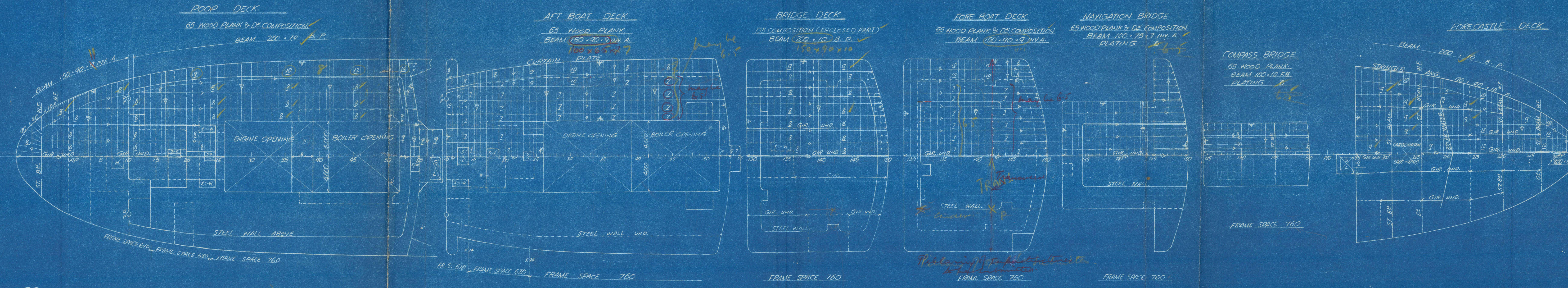


CONSTRUCTION PROFILE & DECK PLAN.

SCALE : 1/200
(MINIMUM SCANTLING REQUIRED)

PRINCIPAL DIMENSIONS

| | |
|---|------------------|
| LENGTH (H.P.) | 167.00 (547.76) |
| LENGTH FROM AFT SIDE OF PARTIAL BACK POST | 166.33 (526.35) |
| BREADTH (M.L.P.) | 22.30 (73.16) |
| DEPTH (DESIGNED) | 9.50 (31.17) |
| DRAFT AT F.P. | 2.00 (6.56) |
| AT A.P. | 1.00 (3.28) |
| NO. SHEER PART | FR 21/2 - FR 147 |



S.No 479
CONSTRUCTION PROFILE AND DECK PLAN.
DRAWING NO. H-3

S.No 479

鋼板配置
尺度 1/200
27.9.16
H-3

★ DAIKYO MARU

Construction profile
+ decks

RECORDS DEPT.
LONDON

4

FOR RETURN TO LONDON

HARIMA S.B. & E. CO LTD

YARD NO 479

CONSTRUCTION PROFILE
+ DECKS.

013639-013642-0221

© 2021

Lloyd's Register
Foundation