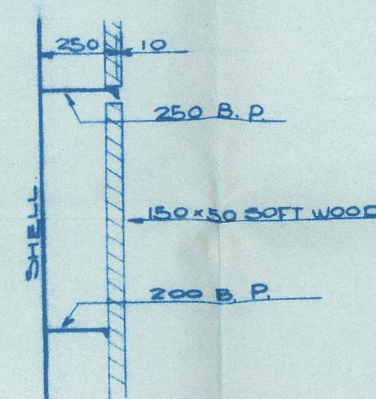
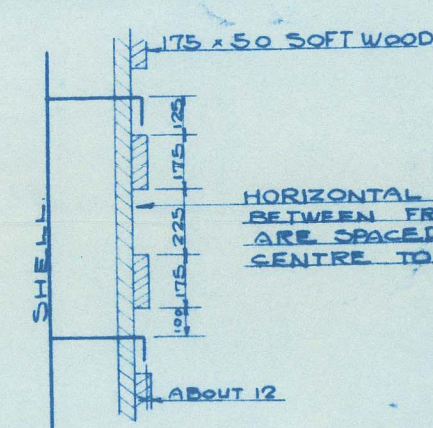
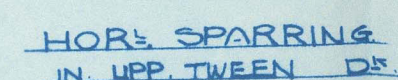


N.K. CLASS NS \*

<u>PRINCIPAL</u>		<u>DIMENSIONS.</u>
LENGTH	P. P.	148 <sup>M</sup> .00 (485 <sup>FT</sup> .56)
BREADTH	M <sup>LD</sup>	20.50 (67.26)
DEPTH	M <sup>LD</sup>	12.50 (41.01)
DRAFT		2.25 (30.35)

FRAME SPACE	
BOTH PEAKS	610
0.2L FROM FORE. END ~ COLL B <sup>HP</sup>	685
ELSE WHERE	800

DECK TRANS  
MAX. SP. 2.400



WHERE SOLID FLOOR 2.5.0 APART

2.400

2.600

1.200

1.200

1.200

1.200

1.300

1.300

500

10

10

10

500

11

CORRIDOR

STAIRS

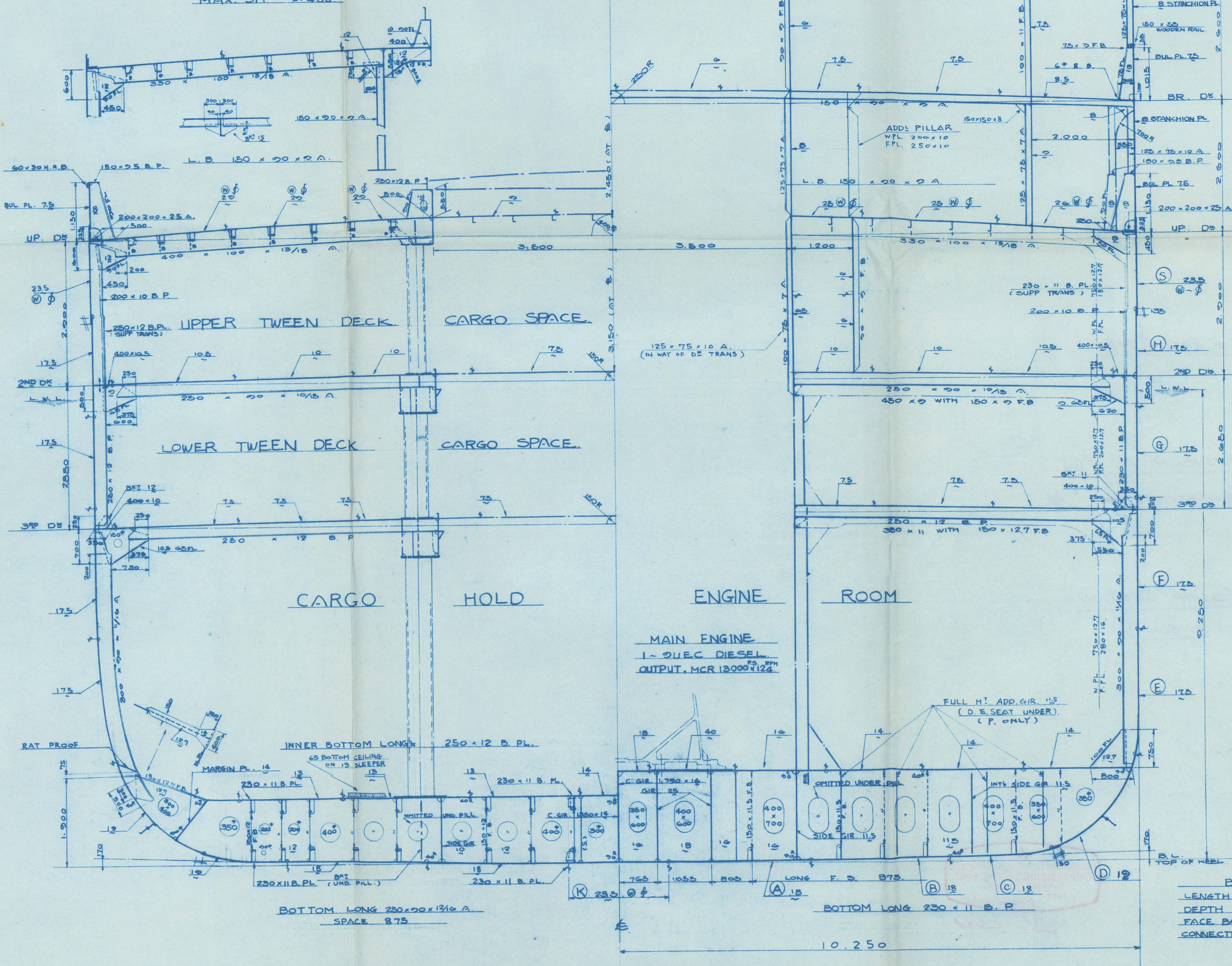
KITCHEN

BATHROOM

[illegible]

Diagram of a circular structure with dimensions and labels:

- MIN. 800
- 75 FL.
- 350



1)  $\phi$  MARKS SHOW P5 OF L.R.  
STEEL PLATE

2)  $\odot$  MARKS SHOW KSM4-1W  
OF N.K. STEEL PLATE

## MIDSHIP SECTION

(FINISHED PLAN)

DIMENSION 148<sup>M</sup>.0 x 20<sup>M</sup>.5 x 12<sup>M</sup>.5

SCALE	1/50	CLASS	N. K. L. R.
-------	------	-------	----------------

# HULL DESIGNING SECTION

SHP DESIGNING DEPARTMENT  
NAGASAKI WORKS  
CHIEF ENGINEER *Hanaka*

CHIEF OF DEPT 27  
CHIEF L. Okabe

HEAD T. Tokamura  
CHECKED S. Iwamoto

CHECKED                       
DRAWN T. Kondo

DATE JUL 31 '61 REG NO.  
MITSUBISHI ZOSEN KAWASHIKI KAISHA

TOKYO JAPAN

SHIP NO. 1561


DWG No. H-206

013596-013603 - 0086



NAGASAKI F.E. RPT. N° 1130

RECORDS DEPT.  
LONDON.



MITSUBISHI N° 1561

"MANHATTAN MARU" ★

MIDSHIP SECTION

(AS BUILT)



Lloyd's Register  
Foundation

013596-013603-0086